



CANOEING AT OLYMPIC GAMES

1924

1936 – 2008



CANOEING AT THE 1968 SUMMER OLYMPICS

The 1968 Summer Olympics officially known as the Games of the XIX Olympiad. The Games were held October 12 to October 27, 1968 in Mexico City, the capital of Mexico.

The 1968 Games were the first Olympic Games hosted by a developing country, and the first Games hosted by a Spanish-speaking country (followed in 1992 in Barcelona, Spain). It is the only Games ever held in Latin America (until Rio de Janeiro hosts the 2016 Summer Olympics) and it was the second after 1964 Summer Olympics to be hosted outside of Europe, Australia, or the United States. It was also the third Olympic Games to be held in autumn, and then followed by the 1988 Summer Olympics.

On October 18, 1963, at the 60th IOC Session in Baden-Baden, West Germany, Mexico City finished ahead of bids from Detroit, Buenos Aires and Lyon to host the Games.

There were:


112 NOC's; 5 530 athletes (780 women and 4750 men); 172 events in 20 sports.

LOGO



It is a combination of the five Olympic rings and the year. The design came from the collaboration of three artists: Pedro Ramirez Vazquez, architect and President of the Organising Committee for the Games, Eduardo Terrazas (MEX) and Lance Wyman (USA). It recalls the patterns of the Huichole Indians.

POSTER



The series of posters for these Games came from the collaboration of three artists: Pedro Ramirez Vazquez, architect and President of the Organising Committee for the Games, Eduardo Terrazas (MEX) and Lance Wyman (USA) who designed the "Mexico 68" logo. They then developed it to create the black and white poster, which recalls the patterns of the Huichole Indians. Some 25,000 copies of the poster presented here were produced in one of the following colours: blue, red, yellow, green or black. A total of 1,591,000 posters were produced on the following themes:

- 18 sports posters: 287,000 copies;
- 19 cultural posters: 190,500 copies;
- 99 posters of various topics: 1,114,000 copies.

MEDAL



On the obverse, the traditional goddess of victory, holding a palm in her left hand and a winner's crown in her right. A design used since the 1928 Games in Amsterdam, created by Florentine artist Giuseppe Cassioli (ITA, 1865-1942) and chosen after a competition organised by the International Olympic Committee in 1921. For these Games, the picture of victory is accompanied by the specific inscription: "XIX OLIMPIADA MEXICO 1968". On the reverse, an Olympic champion carried in triumph by the crowd, with the Olympic stadium in the background.

N.B: From 1928 to 1968, the medals for the Summer Games were identical. The Organising Committee for the Games in Munich in 1972 broke new ground by having a different reverse which was

designed by a Bauhaus representative, Gerhard Marcks.



At the 1968 Summer Olympics in Mexico City, seven events in sprint canoe racing were contested. The program was unchanged from the previous Games in 1964. **Lake Xochimilco** was where the events took place. More athletes took part in the four days of heats, repechages, semi-finals and finals in the canoeing competitions held at the impressive new **Cuemanco Rowing and Canoeing Canal** – the world's largest and most modern – than in any previous Olympic Games: **183 men and women from 27 nations**.

The great interest aroused by the program among followers of the sport can be judged from the fact that 18 current or former world champions and Olympic gold medalists were among the participants.

The USSR canoeing team, which won three Olympic championships in Tokyo, was again expected to take the lion's share of the awards. And in fact the Soviet paddlers turned in very impressive performances, winning medals in 6 of the regatta's 7 events – 2 gold, 1 silver and 3 bronze.

But another eastern European contingent, **Hungary** – which had managed no more than a single second-place finish in Tokyo – upset all predictions by outscoring the Soviets. They, too, took a medal in every race but one, but there was more glitter in the way their honors were distributed: 2 gold medals, 3 silver and 1 bronze.

The other gold-medal winners were **Germany** (which in addition earned 2 silver medals), **Romania** (which took a silver and a bronze as well), and – in a thrilling upset in the K-4 final – **Norway**.




! SO MANY HAPPY FACES !



! SO MANY HAPPY FACES !

1000 m – KAYAK K-1 MEN

1	124	Hesz, Mihaly	HUN	4:02.63
2	204	Shaparenko, Aleksander	USSR	4:03.58
3	65	Hansen, Erik	DEN	4:04.39
4	165	Szuskiewicz, Wladyslaw	POL	4:06.36
5	187	Peterson, Rolf	SWE	4:07.86
6	60	Mara, Vaclav	TCH	4:09.35



With a formidable sprint, the long-distance specialist Mihaly HESZ (opposite) moves from fifth place at 500 metres past pre-race favorites Erik HANSEN and Aleksander SHAPARENKO to cross the finish line first (below).

Raising their paddles in salute, the rest of the nine finalists – including Tokyo champion Rolf PETERSON – render homage to the medal winners during the awards presentation.




1000 m – CANADIAN C-1 MEN

1	132	Tatai, Tibor	HUN	4:36.14
2	20	Lewe, Detlef	FRG	4:38.31
3	195	Galkov, Vitaly	USSR	4:40.42
4	59	Ctvrtecka, Jiri	TCH	4:40.74
5	44	Lubenov, Boris	BUL	4:43.43
6	183	Emanuelsson, Ove	SWE	4:45.80



The overwhelming favorite, world-champion Detlef LEWE (left) – possibly handicapped by a brisk crosswind from his left which compelled him to steer with each stroke – was defeated in the final by the unheralded, left-paddling Tibor TATAI.

Vitaly GALKOV (below), also a southpaw, forged past Jiri CTVRTECKA near the finish to take third by inches and win a place on the awards stand (opposite).



500 m – KAYAK K-1 WOMEN

1	201	Pinayeva, Lyudmila	USSR	2:11.09
2	14	Breuer, Renate	FRG	2:12.71
3	172	Dumitru, Viorica	ROU	2:13.22
4	87	Smoke, Marcia	USA	2:14.68
5	63	Vavrova, Iva	TCH	2:14.78
6	9	Nüssner, Anita	GDR	2:16.02



Lyudmila PINAYEVA (opposite; near lane), K-1 gold medalist in Tokyo and current world champion, strokes to a commanding lead en route to another Olympic triumph.

Her top rival, Renate BREUER, outlasted strong finish of Viorica DUMITRU to take second.

On the awards stand the medalists congratulate one another.



1000 m – KAYAK K-2 MEN

1	204	Shaparenko, Aleksander	200	Morozov, Volodymyr	USSR	3:37.54
2	122	Giczi, Csaba	133	Timar, Istvan	HUN	3:38.44
3	38	Seibold, Gerhard	37	Pfaff, Günther	AUT	3:40.71
4	114	Hoekstra, Paul	113	Geurts, Antonius	NED	3:41.36
5	182	Andersson, Lars	191	Utterberg, Gunnar	SWE	3:41.99
6	178	Sciotnic, Atanase	181	Vernescu, Aurel	ROU	3:45.18



Bowman Alexander SHAPARENKO teams with Tokyo K-4 gold medalist Volodymyr MOROZOV (above) to give the Soviet Union a split-second victory in the K-2 final.

The Ivory Coast (below) participates in Olympic canoeing for the first time. After the race officials weigh the shells.

Then the victorious pair salutes the crowd following the presentation of the medals and the playing of the Soviet national anthem by the Mexican Navy Band.



1000 m – CANADIAN C-2 MEN

1	177	Patzaichin, Ivan	171	Covaliov, Serghei	ROU	4:07.18
2	134	Wichmann, Tamás	127	Petrikovics, Gyula	HUN	4:08.77
3	202	Prokupets, Naum	206	Zamotin, Mikhail	USSR	4:11.30
4	149	Martínez, Juan	139	Altamirano, Félix	MEX	4:15.24
5	185	Lindelof, Bernt	192	Zeidlitz, Erik	SWE	4:16.60
6	5	Harpke, Jürgen	11	Wagner, Helmut	GDR	4:22.53




Finalists parade down the course (opposite) after world-champion Romania (far left) received the gold medal from Romania's IOC member Alexandru SIPERCO (left), accompanied by ICF President Charles de COQUERAUMONT (at left).

Surprising Mexico (right down) took fourth, while Germany (left down) was seventh.



500 m – KAYAK K-2 WOMEN

1	28	Zimmermann, Annemarie	15	Esser, Roswitha	FRG	1:56.44
2	128	Pfeffer, Anna	129	Sagi, Katalin	HUN	1:58.60
3	201	Pinayeva, Lyudmila	203	Seredina, Antonina	USSR	1:58.61
4	179	Serghei, Valentina	172	Dumitru, Viorica	ROU	1:59.17
5	7	Kobuss, Anita	4	Haftenberger, Karin	GDR	2:00.18
6	115	Jaapies, Mieke	111	Bergers-Duif, Tjeertje	NED	2:02.02



Annemarie ZIMMERMANN, after three years of retirement, rejoins Roswitha ESSER (opposite) to successfully defend their Olympic title.

As the German pair sweeps across the line (above), Hungary (far lane) and the Soviet Union (foreground) approach the finish in a near dead-heat won by the Hungarians (right).



KAYAK K-4 MEN 1000 m – START IN PROGRESS



1000 m – KAYAK K-4 MEN

1	155	Amundsen, Steinar	159 Soby, Egil	NOR	3:14.38
	156	Berger, Tore	157 Johansen, Jan		
2	168	Calenic, Anton	174 Ivanov, Dimitrie	ROU	3:14.81
	175	Ivanov, Haralambre	180 Turcas, Mihai		
3	122	Giczi, Csaba	133 Timar, Istvan	HUN	3:15.10
	131	Szöllösi, Imre	120 Csizmadia, Istvan		
4	184	Larsson, Per	186 Nilsson, Hans	SWE	3:16.68
	188	Sahlen, Tord	189 Sandin, Ake		
5	94	Von Alftan, Karl	91 Mäkelä, Heikki	FIN	3:17.28
	90	Lehtosalo, Jorma	92 Nummisto, Ilkka		
6	12	Wenzke, Joachim	13 Will, Klaus-Uwe	GDR	3:18.03
	10	Riedrich, Erhard	2 Ebeling, Klaus		



Norway's relatively inexperienced K-4 crew (opposite) – which had never won an Olympic canoeing medal – paddles in to the awards stand after electrifying the capacity crowd by forging past vaunted Hungary and Romania to an astonishing upset victory.

The favored Soviet boat failed to make the final as a result of a malfunctioning rudder in the semi-final.



KING-SIZE CELEBRATION OF NORWEGIAN TEAM



INTERNATIONAL CANOEING FEDERATION
(ICF)

HONORARY PRESIDENT
Karel Popel (TCH)
PRESIDENT
Charles de Coquereaumont (FRA)
SECRETARY TREASURER
Olov Verner (SWE)

JURY

Charles de Coquereaumont (FRA)
Karel Popel (TCH)
John Dudderidge (GBR)
Otto Bonn (HUN)
Kurt Howeg (MEX)
Olov Verner (SWE)
Viktor Lukatin (URS)

JUDGES AND OFFICIALS

Hans Degebrodt (GDR)
Hans Wittig (GDR)
Ernst Müller (FRG)
Hans E. Vesper (FRG)
Peter Maassen (FRG)
Werner Böhle (FRG)
Fritz Gangl (AUT)
Manfred Falkner (AUT)
Max Raub (AUT)
Jaak Holemans (BEL)
Vaclav Vacek (CZE)
Hernando Calleja (ESP)
Chirich Veljar (USA)
John Sulger (USA)
Robert Sleeth (USA)
Roger Wilkinson (USA)
Thomas Johnson (USA)
Erik Wolvalin (FIN)
Robert Vautrin (FRA)
Henry Thelen (GBR)
Ronald Emes (GBR)
Johannes De Jongste (NED)
Istvan Granek (HUN)
Luigi Borelli (ITA)
Kasuo Yoshikawa (JPN)
Alex Deeke (MEX)
Guillermo Magnus (MEX)
José Reja (MEX)
Peter Henningsen (MEX)
Waclaw Kwasniewski (POL)
Nicolae Navassart (ROU)
Otto Tomiuc (ROU)
Lars Bennback (SWE)
Alexander Silajev (URS)
Boris Radulovic (URS)
Caslav Veljic (YUG)

MEXICAN CANOEING FEDERATION
(FMC)

PRESIDENT
Pablo Stock (MEX)
SECRETARY
René Espino (MEX)
O.O.C. CANOEING SECTION
René Espino (MEX)
Edgar Ubbelohde (MEX)
Julio Scheffler, Jr. (MEX)

COMPETITION OFFICIALS

COMPETITION COMMITTEE

CHIEF OFFICIAL
Sergio Orsi (ITA)
COMPETITION ORGANIZER
Pablo Stock (MEX)
COMPETITION SECRETARY
Edgar Ubbelohde (MEX)

COMMISSION DIRECTORS

Gustav Schmidt (FRG)
Frank Clement (CAN)
Reginald Cooper (USA)
Martine Zepeda (FRA)
Carlos Camacho (MEX)
Carlos Durán (MEX)
Carlos Soberanes (MEX)
Edgar Tams (MEX)
Edmundo Ameneiro (MEX)
Guillermo L. Portillo (MEX)
Homero Delgado (MEX)
Ignacio Escamilla (MEX)
Jaqueline Cooper (MEX)
José M. Acosta (MEX)
Juan Valera (MEX)
Julio Scheffler (MEX)
Kurt Howeg (MEX)
Leonardo Fonseca (MEX)
Manuel de la Peña (MEX)
Manuel Huerta (MEX)
Miguel Ruiz (MEX)
Miguel Turanzas (MEX)
Otto Sartorius (MEX)
Pedro Castro (MEX)
Rainer Zawadzki (MEX)
Ricardo Obert (MEX)
Roberto Wenning (MEX)
Susana Hahn (MEX)
Walter Schreiber (MEX)

SYMBOLOLOGY

*	—	QUALIFIED FOR SEMI-FINALS; OTHERS TO REPECHAGES
**	—	QUALIFIED FOR SEMI-FINALS; OTHERS ELIMINATED
□	—	QUALIFIED FOR FINALS; OTHERS TO SEMI-FINALS
□□	—	QUALIFIED FOR FINALS; OTHERS ELIMINATED
SV	—	CAPSIZED
ST	—	NO TIME
NTS	—	FAILED TO DEPART
DES	—	DISQUALIFIED
NCM	—	FAILED TO CROSS FINISH LINE

KAYAK K-1 MEN 1000 m

OCTOBER 22, HEATS

RACE 1, HEAT 1



Place	Lane	Country	Name	500 m	Time
1*	6	SWE	Peterson, Rolf	1:56.1	4:02.6
2*	7	ROU	Contolenco, Andrei	1:56.8	4:03.7
3*	4	HUN	Hesz, Mihaly	1:59.0	4:04.7
4	2	NED	Hoekstra, Paul	2:02.0	4:05.7
5	5	AUS	Powell, Adrian	1:58.5	4:07.3
6	3	USA	Glair, John	2:01.2	4:13.5
SV	8	BOL	Inchauste, Fernando		
NTS	1	AUT	Pfaff, Günther		

0.9 m/sec (N)
 15.0°C
 CLOUDY AND MISTY
 100%
 20.0°C
 581 mm Hg

RACE 2, HEAT 2



Place	Lane	Country	Name	500 m	Time
1*	7	DEN	Hansen, Erik	2:00.2	4:05.6
2*	1	NOR	Olsen, Rolf	1:59.9	4:08.0
3*	3	FRG	Mattern, Horst	2:05.1	4:09.5
4	6	BEL	Moens, Marc	2:00.2	4:09.6
5	2	ESP	Colom, José Mari	2:05.5	4:16.5
6	4	GBR	Glavin, John	2:04.6	4:16.7
7	5	MEX	Santander, Fidel	2:09.7	4:28.8

0 m/sec
 13.8°C
 CLOUDY AND MISTY
 100%
 20.0°C
 581.0 mm Hg

RACE 3, HEAT 3



Place	Lane	Country	Name	500 m	Time
1*	4	POL	Szuskiewicz, Wladyslaw	1:59.2	4:03.4
2*	1	USSR	Shaparenko, Aleksander	2:00.5	4:04.6
3*	6	GDR	Lange, Wolfgang	1:58.4	4:05.3
4	3	TCH	Mara, Vaclav	2:01.5	4:05.4
5	5	CAN	Joo, Gabor	2:01.2	4:11.8
6	7	FIN	Nummisto, Ilkka	2:04.3	4:22.2
7	2	CIV	Dogo Gaye, Jérôme	2:06.9	4:31.2

0 m/sec
 14.5°C
 CLOUDY AND MISTY
 100%
 20.0°C
 581.0 mm Hg

OCTOBER 23, REPECHAGES
RACE 18, REPECHAGE 1



Place	Lane	Country	Name	500 m	Time
1**	8	ESP	Colom, José Mari	2:08.36	4:16.6
2**	9	NED	Hoekstra, Paul	2:10.43	4:18.3
3**	7	FIN	Viitamaki, Jouko	2:12.29	4:25.8

0.1 m/sec (N)
 18.0°C
 BRIGHT SUN
 76%
 21.0°C
 580.6 mm Hg

RACE 19, REPECHAGE 2



Place	Lane	Country	Name	500 m	Time
1**	9	BEL	Moens, Marc	2:10.97	4:29.08
2**	6	CAN	Joo, Gabor	2:09.40	4:29.40
3**	8	USA	Clair, John	2:10.21	4:29.89
4	7	MEX	Santander, Fidel	2:11.32	4:30.09

0.4 m/sec (NNE)
 18.0°C
 BRIGHT SUN
 76%
 21.0°C
 580.7 mm Hg

RACE 20, REPECHAGE 3



Place	Lane	Country	Name	500 m	Time
1**	6	AUS	Powell, Adrian	2:00.11	4:14.05
2**	8	GBR	Glavin, John	2:01.34	4:19.28
3**	9	TCH	Mara, Vaclav	2:06.30	4:20.58
4	7	CIV	Dogo Gaye, Jérôme	2:10.96	4:31.69

0.3 m/sec (NNO) (NNW)
 18.0°C
 BRIGHT SUN
 75%
 21.5°C
 580.5 mm Hg

OCTOBER 24, SEMI-FINALS
RACE 25, SEMI-FINAL 1




Place	Lane	Country	Name	500 m	Time
1□□	7	SWE	Peterson, Rolf	1:57.24	4:01.39
2□□	8	TCH	Mara, Vaclav	1:59.58	4:03.31
3□□	6	GDR	Lange, Wolfgang	1:58.89	4:04.62
4	5	NOR	Olsen, Rolf	1:57.93	4:09.08
5	9	ESP	Colom, José Mari	2:02.33	4:13.17
6	4	CAN	Joo, Gabor	2:06.83	4:17.50

0.3 m/sec (N)
 15.5°C
 SUN
 86%
 20.0°C
 582.0 mm Hg

RACE 26, SEMI-FINAL 2



Place	Lane	Country	Name	500 m	Time
1□□	8	DEN	Hansen, Erik	1:55.97	3:58.72
2□□	6	USSR	Shaparenko, Aleksander	1:57.69	3:59.37
3□□	9	HUN	Hesz, Mihaly	1:57.76	4:04.97
4	7	BEL	Moens, Marc	1:59.44	4:06.55
5	4	GBR	Glavin, John	2:00.34	4:14.93
6	5	FIN	Viitamaki, Jouko	2:02.02	4:21.52

 1.2 m/sec (NNE)
  17.2°C
  SUN
  80%
  20.0°C
  582.0 mm Hg



RACE 27, SEMI-FINAL 3

Place	Lane	Country	Name	500 m	Time
1	7	POL	Szuskiewicz, Wladyslaw	2:00.59	4:05.72
2	4	NED	Hoekstra, Paul	2:01.75	4:06.73
3	6	ROU	Contolenco, Andrei	2:01.07	4:06.78
4	5	USA	Glair, John	2:02.63	4:08.31
5	8	AUS	Powell, Adrian	2:00.07	4:08.76
6	9	FRG	Mattern, Horst	2:04.45	4:13.46



 0.4 m/sec (NO) (NW)
  17.5°C
  SUN
  75%
  20.2°C
  582.5 mm Hg



OCTOBER 25, FINAL

RACE 38

Place	Lane	Country	Name	500 m	Time
1	4	HUN	Hesz, Mihaly	2:00.59	4:02.63
2	3	USSR	Shaparenko, Aleksander	1:58.56	4:03.58
3	2	DEN	Hansen, Erik	1:58.16	4:04.39
4	1	POL	Szuskiewicz, Wladyslaw	1:59.89	4:06.36
5	5	SWE	Peterson, Rolf	1:59.32	4:07.86
6	6	TCH	Mara, Vaclav	2:01.19	4:09.35
7	8	ROU	Contolenco, Andrei	2:01.78	4:09.96
8	7	GDR	Lange, Wolfgang	2:03.39	4:10.03
9	9	NED	Hoekstra, Paul	2:03.01	4:13.28

 1.9 m/sec (NNO) (NNW)
  13.8°C
  CLOUDY
  78%
  18.5°C
  584.0 mm Hg

STARTING JUDGE: Navassart, Nicolae ROU
 REFEREE: Granek, Istvan HUN
 ASSISTANT REFEREE: Falkner, Manfred AUT
 CHIEF FINISH-LINE JUDGE: Böhle, Werner FRG

CANADIAN C-1 MEN 1000 m

OCTOBER 22, HEATS

RACE 4, HEAT 1



Place	Lane	Country	Name	500 m	Time
1	3	ROU	Patzaichin, Ivan	2:09.8	4:28.3
2	5	SWE	Emanuelsson, Sten	2:12.0	4:32.4
3	1	CAN	Hook, Christopher	2:13.6	4:34.9
4	4	USSR	Galkov, Vitaly	2:09.4	4:35.4
5	6	BUL	Lubenov, Boris	2:12.4	4:36.2
6	2	MEX	Ojeda, Felipe	2:18.7	4:47.3

 1.2 m/sec (NNE)
  AMB.: 15.0°C
  MISTY
  99%
  20.0°C
  581.0 mm Hg

**RACE 5, HEAT 2**

Place	Lane	Country	Name	500 m	Time
1	5	FRG	Lewe, Detlef	2:07.6	4:24.5
2	6	HUN	Tatai, Tibor	2:07.5	4:25.5
3	2	CZE	Ctvrtecka, Jiri	2:08.0	4:28.3
4	3	USA	Weigand, Andreas	2:11.1	4:30.0
5	1	JPN	Yamaguchi, Tetsumasa	2:12.0	4:33.3
NTS	4	GDR	Harpe, Jürgen		

0.2 m/sec
(NO) (NW)

16.0°C



MISTY



99%



19.5°C



581.1 mm Hg

**OCTOBER, 24
RACE 28, SEMI-FINAL**

Place	Lane	Country	Name	500 m	Time
1	6	USSR	Galkov, Vitaly	2:10.83	4:34.17
2	9	BUL	Lubenov, Boris	2:17.09	4:35.82
3	7	USA	Weigand, Andreas	2:15.12	4:37.11
4	5	MEX	Ojeda, Felipe	2:12.71	4:43.20
5	8	JPN	Yamaguchi, Tetsumasa	2:21.03	4:54.61

0.8 m/sec
(N)

17.2°C



CLOUDY



73%



20.5°C



582.0 mm Hg

**OCTOBER 25, FINAL
RACE 39**

Place	Lane	Country	Name	500 m	Time
1	5	HUN	Tatai, Tibor	2:15.02	4:36.14
2	2	FRG	Lewe, Detlef	2:15.50	4:38.31
3	9	USSR	Galkov, Vitaly	2:16.06	4:40.42
4	7	TCH	Ctvrtecka, Jiri	2:18.69	4:40.74
5	1	BUL	Lubenov, Boris	2:19.98	4:43.43
6	3	SWE	Emanuelsson, Sten	2:20.87	4:45.80
7	8	ROU	Patzaichin, Ivan	2:17.05	4:49.32
8	6	USA	Weigand, Andreas	2:21.65	4:50.42
9	4	CAN	Hook, Christopher	2:16.39	4:55.88

1.8 m/sec
(NNO) (NNW)

15.0°C



CLOUDY



77%



18.0°C



583.9 mm Hg

STARTING JUDGE:

Navassart, Nicolae ROU

REFEREE:

Magnus, Guillermo MEX

ASSISTANT REFEREE:

Borelli, Luigi ITA



CHIEF FINISH-LINE JUDGE:

Böhle, Werner FRG

KAYAK K-1 WOMEN 500 m**OCTOBER 22, HEATS
RACE 6, HEAT 1**

Place	Lane	Country	Name	Time
1	2	USSR	Pinayeva, Lyudmila	2:07.1
2	1	HUN	Pfeffer, Anna	2:08.6
3	7	TCH	Vavrova, Iva	2:09.1
4	6	USA	Smoke, Marcia	2:09.6
5	3	POL	Szydłowska, Stanisława	2:12.1

6 4 GBR Jackson, Sylvia 2:13.6
 7 5 MEX Henningsen, Ann 2:18.2

 0.1 m/sec (NO) (NW)  16.5°C  MISTY  95%  19.5°C  581.0 mm Hg



RACE 7, HEAT 2

Place	Lane	Country	Name	Time
1	5	ROU	Dumitru, Viorica	2:10.0
2	4	FRG	Breuer, Renate	2:10.3
3	6	NED	Jaapies, Mieke	2:10.9
4	3	SWE	Svensson, Ing.-Marie	2:12.2
5	2	GDR	Nübner, Anita	2:17.0
6	1	CAN	Homer-Dixon, Marjorie	2:18.5

 0.4 m/sec (NE)  17.8°C  BRIGHT SUN  88%  21.0°C  581.5 mm Hg



OCTOBER 24
 RACE 29, SEMI-FINAL




Place	Lane	Country	Name	Time
1	6	USA	Smoke, Marcia	2:12.67
2	9	GDR	Nübner, Anita	2:13.42
3	5	SWE	Svensson, Ing.-Marie	2:14.55
4	8	POL	Szydłowska, Stanisława	2:15.32
5	3	GBR	Jackson, Sylvia	2:17.98
6	4	CAN	Homer-Dixon, Marjorie	2:20.84
7	7	MEX	Henningsen, Ann	2:21.39

 0.3 m/sec (ONO) (WNW)  16.0°C  CLOUDY  74%  20.2°C  582.1 mm Hg



OCTOBER 25, FINAL
 RACE 40

Place	Lane	Country	Name	Time
1	6	USSR	Pinayeva, Lyudmila	2:11.09
2	7	FRG	Breuer, Renate	2:12.71
3	1	ROU	Dumitru, Viorica	2:13.22
4	2	USA	Smoke, Marcia	2:14.68
5	5	TCH	Vavrova, Iva	2:14.78
6	3	GDR	Nübner, Anita	2:16.02
7	4	SWE	Svensson, Ing.-Marie	2:16.04
8	9	NED	Jaapies, Mieke	2:18.38
SV	8	HUN	Pfeffer, Anna	

 1.9 m/sec (NNO) (NNW)  14.3°C  CLOUDY  77%  18.8°C  583.8 mm/Hg

STARTING JUDGE: Navassart, Nicolae ROU
 REFEREE: Magnus, Guillermo MEX
 ASSISTANT REFEREE: Borelli, Luigi ITA
 CHIEF FINISH-LINE JUDGE: Böhle, Werner FRG


KAYAK K-2 MEN 1000 m

OCTOBER 22, HEATS

RACE 8, HEAT 1



Place	Lane	Country	Name	500 m	Time
1*	5	ROU	Sciotnic, Atanase Vernescu, Aurel	1:43.6	3:36.5
2*	7	HUN	Giczi, Csaba Timar, Istvan	1:45.1	3:37.9
3*	4	USSR	Shaparenko, Aleksander Morozov, Volodymyr	1:46.7	3:40.9
4	1	AUS	Powell, Adrian Southwood, John	1:48.5	3:42.6
5	3	SWE	Andersson, Lars Utterberg, Nils	1:46.2	3:42.8
6	2	BEL	Burny, Jean-Pierre Naegels, Herman	1:47.6	3:49.5
7	6	USA	Beachem, Paul Weigand, Peter	1:50.5	4:15.0


 0.7 m/sec
(NNE)


 20.0°C


 BRIGHT SUN


 85%



 21.5°C


 581.4 mm Hg

RACE 9, HEAT 2



Place	Lane	Country	Name	500 m	Time
1*	4	AUT	Seibold, Gerhard Pfaff, Günther	1:44.2	3:38.9
2*	6	NED	Hoekstra, Paul Geurts, Antonius	1:49.6	3:42.0
3*	7	ITA	Beltrami, Cesare Zilioli, Cesare	1:47.3	3:44.1
4	2	FRG	Zander, Holger Schulze, Bernhard	1:46.3	3:50.8
5	1	CIV	Gnamia, Paul N'Gama, N'Gama	1:54.4	4:09.8
6	5	CAN	Simonyik, Arpad Barre, Jean	1:59.4	4:14.5
NTS	3	FIN	Von Alfthan, Karl-Gustav Makela, Heikki		


 1.3 m/sec
(NE)


 20.0°C


 BRIGHT SUN


 85%


 22.0°C


 581.4 mm Hg

RACE 10, HEAT 3



Place	Lane	Country	Name	500 m	Time
1*	4	GDR	Heinroth, Klaus Ehrhardt, Manfred	1:50.4	3:50.3
2*	5	YUG	Radmanovik, Stanisa Suvacki, Zlatomir	1:49.1	3:51.5
3*	6	GBR	Lawler, Peter Whitby, Mark	1:51.7	3:53.5
4	3	MEX	Heinze, Alonzo Gómez, Jerónimo	1:56.2	4:09.9
NTS	1	DEN	Knudsen, Hans Hansen, Erik		

NTS 2 NOR Soby, Egil
Johanseh, Jan

 0.4 m/sec (N)  22.2°C  BRIGHT SUN  70%  22.0°C  581.0 mm Hg

OCTOBER 23, REPECHAGES
RACE 21, REPECHAGE 1



Place	Lane	Country	Name	500 m	Time
1**	8	BEL	Burny, Jean-Pierre Naegels, Herman	1:49.75	3:47.64
2**	9	AUS	Powell, Adrian Southwood, John	1:51.48	3:50.82
3**	7	CIV	Gnamia, Paul N'Gama, N'Gama	1:53.87	4:07.98

 1.0 m/sec (NO) (NW)  18.5°C  BRIGHT SUN  74%  21.0°C  580.2 mm Hg



RACE 22, REPECHAGE 2

Place	Lane	Country	Name	500 m	Time
1**	6	FRG	Zander, Holger Schulze, Bernhard	1:48.90	3:50.08
2**	9	SWE	Andersson, Lars Utterberg, Nils	1:52.60	3:54.18
3**	7	CAN	Simonyik, Arpad Barre, Jean	1:51.33	3:59.03
4	8	USA	Beachem, Paul Weigand, Peter	1:55.56	4:00.04
5	5	MEX	Heinze, Alonzo Gómez Jerónimo	1:56.39	4:11.57

 1.8 m/sec (NE)  19.2°C  BRIGHT SUN  67%  22.0°C  580.1 mm Hg

OCTOBER 24, SEMI-FINALS
RACE 30, SEMI-FINAL 1



Place	Lane	Country	Name	500 m	Time
1□□	9	ROU	Sciotnic, Atanase Vernescu, Aurel	1:45.28	3:43.94
2□□	5	BEL	Burny, Jean-Pierre Naegels, Herman	1:45.80	3:44.63
3□□	8	NED	Hoekstra, Paul Geurts, Antonius	1:47.92	3:53.05
4	7	CAN	Simonyik, Arpad Barre, Jean	1:52.98	3:58.37
5	6	GBR	Lawler, Peter Whitby, Mark	1:51.12	3:59.50

 1.06 m/sec (NO) (NW)  16.2°C  CLOUDY  70%  20.4°C  582.0 mm Hg



RACE 31, SEMI-FINAL 2

Place	Lane	Country	Name	500 m	Time
1	7	USSR	Shaparenko, Aleksander Morozov, Volodymyr	1:46.65	3:44.39
2	8	AUT	Seibold, Gerhard Pfaff, Günther	1:45.43	3:46.30
3	6	FRG	Zander, Holger Schulze, Bernhard	1:49.37	3:49.19
4	9	YUG	Radmanovik, Stanisa Suvacki, Zlatomir	1:48.10	3:53.60
5	5	CIV	Gnamia, Paul N'Gama, N'Gama	1:50.59	4:01.31



0.9 m/sec
(NO) (NW)



16.9°C



CLOUDY



68%



20.6°C



582.0 mm Hg



RACE 32, SEMI-FINAL 3

Place	Lane	Country	Name	500 m	Time
1	6	HUN	Giczi, Saba Timar, Istvan	1:50.61	3:45.77
2	5	ITA	Beltrami, Cesare Zilioli, Cesare	1:52.61	3:48.69
3	8	SWE	Andersson, Lars Utterberg, Nils	1:54.14	3:48.97
4	7	GDR	Heinroth, Klaus Ehrhardt, Manfred	1:53.33	3:51.78
5	9	AUS	Powell, Adrian Southwood, John	1:51.92	3:52.17



1.8 m/sec
(NNO) (NNW)



17.0°C



CLOUDY



67%



17.0°C





582.0 mm Hg



OCTOBER 25, FINAL RACE 32

Place	Lane	Country	Name	500 m	Time
1	3	USSR	Shaparenko, Aleksander Morozov, Volodymyr	1:47.21	3:37.54
2	5	HUN	Giczi, Saba Timar, Istvan	1:48.08	3:38.44
3	1	AUT	Seibold, Gerhard Pfaff, Günther	1:47.57	3:40.71
4	7	NED	Hoekstra, Paul Geurts, Antonius	1:48.93	3:41.36
5	2	SWE	Andersson, Lars Utterberg, Nils	1:51.26	3:41.99
6	8	ROU	Sciotnic, Atanase Vernescu, Aurel	1:46.35	3:45.18
7	9	BEL	Burny, Jean-Pierre Naegels, Herman	1:48.64	3:45.21
8	6	ITA	Beltrami, Cesare Zilioli, Cesare	1:50.04	3:46.08
9	4	FRG	Zander, Holger Schulze, Bernhard	1:51.46	4:02.98

 2.4 m/sec (NNO) (NNW)
  16.0°C
  CLOUDY
  71%
  19.0°C
  583.1 mm Hg

STARTING JUDGE: Navassart, Nicolae ROU
 REFEREE: Vautrin, Robert FRA
 ASSISTANT REFEREE: Wittig, Hans GDR
 CHIEF FINISH-LINE JUDGE: Böhle, Werner FRG

CANADIAN C-2 MEN 1000 m

OCT 22 HEATS
RACE 11, HEAT 1



Place	Lane	Country	Name	500 m	Time
1	2	USSR	Prokupets, Naum Zamotin, Mikhail	2:01.5	4:09.9
2	6	SWE	Lindelof, Bernt Zeidlitz, Erik	2:03.5	4:10.5
3	1	FRG	Kapf, Roland Lewandowsky, Klaus	2:04.1	4:11.4
4	3	MEX	Martínez, Juan Altamirano, Félix	2:01.8	4:11.9
5	4	FRA	Bouffinier, Bernard Millot, Jean-François	2:04.1	4:13.1
6	5	TCH	Penkava, Rudolf Skarupski, Svatopluk	2:02.7	4:31.3
7	7	USA	Gates, William Hickox, Malcolm	2:12.3	4:37.0

 0.5 m/sec (O) (W)
  22.0°C
  BRIGHT SUN
  65%
  20.5°C
  580.5 mm Hg

RACE 12, HEAT 2



Place	Lane	Country	Name	500 m	Time
1	2	ROU	Patzaichin, Ivan Covaliov, Serghei	1:58.52	4:03.4
2	1	HUN	Wichmann, Tamas Petrikovics, Gyula	1:58.85	4:04.4
3	6	GDR	Harpke, Jürgen Wagner, Helmut	2:07.84	4:21.8
4	4	BUL	Valev, Ivan Damianov, Alexandre	2:07.54	4:26.1
5	3	JPN	Yamaguchi, Tetsumasa Yoshino, Nobuatsu	2:10.70	4:30.9
DES	5	CAN	Wood, John Lee, Scott	2:09.07	


 1.9 m/sec (NO) (NW)
  21.6°C
  BRIGHT SUN
  60%
  22.5°C
  580.4 mm Hg

OCTOBER 24
RACE 33, SEMI-FINAL



Place	Lane	Country	Name	500 m	Time
1	4	MEX	Martínez, Juan Altamirano, Félix	2:07.01	4:15.01

2□	8	TCH	Penkava, Rudolf Skarupski, Svatopluk	2:08.17	4:20.19
3□	9	BUL	Valev, Ivan Damianov, Alexandre	2:10.96	4:22.17
4	5	FRA	Bouffinier, Bernard Millot, Jean-François	2:09.16	4:22.76
5	7	JPN	Yamaguchi, Tetsumasa Yoshino, Nobuatsu	2:09.95	4:29.54
6	6	USA	Gates, William Hickox, Malcolm	2:14.56	4:33.49

 2.2 m/sec
(NO) (NW)

 17.0°C

 BRIGHT SUN

 64%


 20.2°C

 582.0 mm Hg

OCTOBER 25, FINAL
RACE 42



Place	Lane	Country	Name	500 m	Time
1	4	ROU	Patzaichin, Ivan Covaliov, Serghei	1:57.74	4:07.18
2	2	HUN	Wichmann, Tamas Petrikovics, Gyula	1:59.34	4:08.77
3	5	URS	Prokupets, Naum Zamotin, Mikhail	2:00.35	4:11.30
4	3	MEX	Martínez, Juan Altamirano, Felix	2:01.84	4:15.24
5	7	SWE	Lindelof, Bernt Zeidlitz, Erik	2:02.72	4:16.60
6	8	GDR	Harpke, Jürgen Wagner, Helmut	2:04.96	4:22.53
7	1	FRG	Kapf, Roland Lewandwsky, Klaus	2:06.27	4:26.36
8	9	BUL	Valev, Ivan Damianov, Alexandre	2:09.55	4:26.74
DES	6	TCH	Penkava, Rudolf Skarupski, Svatopluk	2:03.95	

 1.3 m/sec
(NNO) (NNW)

 17.0°C

 CLOUDY

 66%

 19.5°C

 583.0 mm Hg

STARTING JUDGE: Navassart, Nicolae ROU
 REFEREE: Granek, Istvan HUN
 ASSISTANT REFEREE: Falkner, Manfred AUT
 CHIEF FINISH-LINE JUDGE: Böhle, Werner FRG




KAYAK K-2 WOMEN 500 m

OCTOBER 22, HEATS
RACE 13, HEAT 1



Place	Lane	Country	Name	Time
1□	6	FRG	Zimmermann, Anne Esser, Roswitha	1:59.5
2□	1	ROU	Serghei, Valentina Dumitru, Viorica	1:59.6
3□	3	USSR	Pinayeva, Lyudmila Seredina, Antonina	1:59.9






4	2	USA	Rademaker, Sperry Smoke, Marcia	2:08.9
5	5	CAN	Hunt, Claudia Gowans, Betty	2:12.1
6	4	MEX	Henningsen, Ann Zawadzki, Angelica	2:15.3

 2.3 m/sec (N)
  22.5°C
  BRIGHT SUN
  59%
  22.8°C
  580.2 mm Hg



RACE 14, HEAT 2


Place	Lane	Country	Name	Time
1	4	HUN	Pfeffer, Anna Sagi, Katalin	2:01.0
2	3	GDR	Kobuss, Anita Haftenberger, Karin	2:02.8
3	5	NED	Jaapies, Mieke Bergers-Duif, Tjeertje	2:03.4
4	2	GBR	Oliver, Lesley Mean, Barbara	2:06.5
5	1	POL	Antonowicz, Izabella Doering, Jadwiga	2:06.8

 1.5 m/sec (N)
  17.0°C
  BRIGHT SUN
  52%
  23.0°C
  579.0 mm Hg



OCTOBER 24
RACE 34, SEMI-FINAL

Place	Lane	Country	Name	Time
1	6	POL	Antonowicz, Izabella Doering, Jadwiga	2:03.48
2	7	USA	Rademaker, Sperry Smoke, Marcia	2:04.54
3	8	GBR	Oliver, Lesley Mean, Barbara	2:06.31
4	5	CAN	Hunt, Claudia Gowans, Betty	2:07.88
5	9	MEX	Henningsen, Ann Zawadzki, Angelica	2:10.11







 1.4 m/sec (NO) (NW)
  17.0°C
  CLOUDY
  63%
  20.5°C
  582.0 mm Hg

OCTOBER 25, FINAL
RACE 43

Place	Lane	Country	Name	Time
1	5	FRG	Zimmermann, Anne Esser, Roswitha	1:56.44
2	3	HUN	Pfeffer, Anna Sagi, Katalin	1:58.60
3	7	USSR	Pinayeva, Lyudmila Seredina, Antonina	1:58.61



4	4	ROU	Serghei, Valentina Dumitru, Viorica	1:59.17
5	6	GDR	Kobuss, Anita Haftenberger, Karin	2:00.18
6	8	NED	Jaapies, Mieke Bergers-Duif, Tjeertje	2:02.02
7	1	USA	Rademaker, Sperry Smoke, Marcia	2:02.97
8	2	GBR	Oliver, Lesley Mean, Barbara	2:03.70
9	9	POL	Antonowicz, Izabella Doering, Jadwiga	2:04.20

 1.1 m/sec (N)
  AMB.: 17.0°C
  CLOUDY
  62%
  19.0°C
  582.5 mm Hg

STARTING JUDGE: Navassart, Nicolae ROU
 REFEREE: Magnus, Guillermo MEX
 ASSISTANT REFEREE: Borelli, Luigi ITA
 CHIEF FINISH-LINE JUDGE: Böhle, Werner FRG

KAYAK K-4 MEN 1000 m

OCTOBER 22, HEATS
RACE 15, HEAT 1



Place	Lane	Country	Name	500 m	Time
1*	7	ROU	Calenic, Anton Ivanov, Haralambie	1:34.6	3:18.0
2*	2	NOR	Amundsen, Steinar Berger, Tore	1:36.2	3:19.6
3*	1	FIN	Von Alfthan, Karl-Gustav Lehtosalo, Jorma	1:37.1	3:21.1
4	5	FRA	Boudehen, Jean Mayer, Albert	1:39.9	3:22.6
5	4	DEN	Sorensen, Harry Knudsen, Hans	1:37.6	3:23.3
6	3	AUS	Coles, Phillip Jeffery, Gordon	1:37.6	3:27.3
7	6	ESP	Perurena, José López, Gerardo	1:43.9	3:40.4

 1.2 m/sec (N)
  23.4°C
  BRIGHT SUN
  50%
  22.5°C
  579.0 mm Hg

RACE 16, HEAT 2



Place	Lane	Country	Name	500 m	Time
1*	3	HUN	Giczi, Csaba Szöllösi, Imre	1:38.1	3:18.6
2*	6	USSR	Chuzhikov, Nikolai Matveev, Dmitry	1:36.5	3:18.9
3*	2	POL	Janusz, Ewald Piszczyński, Rafal	1:39.4	3:21.7
4	1	FRG	Guse, Bernhard Schneider, Jochen	1:38.7	3:23.8
5	4	NED	Geurts, Antonius Bunschoten, Paulus	1:37.7	3:31.4




6 5 USA Cutler, Lester Heincke, Ernst 1:43.5 3:31.7
 Larson, Mervil Pickett, John

 1.8 m/sec (NE)  23.0°C  BRIGHT SUN  52%  23.0°C  579.0 mm Hg



RACE 17, HEAT 3

Place	Lane	Country	Name	500 m	Time
1*	2	AUT	Hediger, Helmut Pfaff, Günther	1:37.6	3:21.7
2*	4	GDR	Wenzke, Joachim Riedrich, Erhard	1:39.1	3:23.5
3*	1	SWE	Larsson, Pep Sahlen, Tord	1:38.4	3:24.5
4	3	GBR	Wilson, Alistair Mean, Michael	1:41.5	3:30.5
5	5	MEX	Graeff, Carlos Heinze, Roberto	1:42.0	3:37.0
6	6	CAN	Simonyik, Arpad Joo, Gabor	1:46.1	3:39.0

 2.8 m/sec (NNE)  23.2°C  BRIGHT SUN  49%  23.0°C  579.0 mm Hg



OCTOBER 23, REPECHAGES
 RACE 23, REPECHAGE 1


Place	Lane	Country	Name	500 m	Time
1**	7	NED	Geurts, Antonius Bunschoten, Paulus	1:38.02	3:26.86
2**	8	FRA	Boudehen, Jean Mayer, Albert	1:38.96	3:28.80
3**	6	AUS	Coles, Phillip Jeffery, Gordon	1:41.39	3:31.79
4	9	MEX	Graeff, Carlos Heinze, Roberto	1:42.64	3:36.90
NTS	5	CAN	Simoyik, Arpad Joo, Gabor		

 1.7 m/sec (NO)  19.8°C  BRIGHT SUN  67%  22.5°C  580.0 mm Hg



RACE 24, REPECHAGE 2

Place	Lane	Country	Name	500 m	Time
1**	9	GBR	Wilson, Alistair Mean, Michael	1:39.15	3:26.01
2**	7	FRG	Guse, Bernhard Schneider, Jochen	1:38.56	3:30.58
3**	8	DEN	Sorensen, Harry Knudsen, Hans	1:39.68	3:30.92
4	6	ESP	Perurena, José López Gerardo	1:40.89	3:30.93
5	5	USA	Cutler, Lester Larson, Mervil	1:42.74	3:32.21

 0.7 m/sec
(NE)

 19.9°C

 BRIGHT SUN

 66%


 22.5°C

 580.0 mm Hg

OCTOBER 24, SEMI-FINALS
RACE 35, SEMI-FINAL 1



Place	Lane	Country	Name	500 m	Time
1□□	5	ROU	Calenic, Anton Ivanov, Haralambie	Ivanov, Dimitrie Turcas, Mihai	1:36.37 3:19.88
2□□	9	SWE	Larsson, Pep Sahlen, Tord	Nilsson, Hans Sandin, Thor	1:37.56 3:20.18
3□□	6	DEN	Sorensen Harry Knudsen, Hans	Andersen, Jorgen Hansen, Jorgen	1:38.33 3:21.27
4	7	NED	Geurts, Antonius Bunschoten, Paulus	Wittenberg, Jan Muusse, Abram	1:37.20 3:21.60
	8	USSR	Chizhikov, Nikolai Matveev, Dmitry	Stetsenko, Yury Kariukhin, Georgy	ST ST

 1.5 m/sec
(NO) (NW)

 17.0°C

 CLOUDY

 62%


 20.8°C

 581.8 mm Hg

RACE 36, SEMI-FINAL 2



Place	Lane	Country	Name	500 m	Time
1□□	8	HUN	Giczi, Czaba Szöllösi, Imre	Timar, Istvan Csizmadia, Istvan	1:37.12 3:20.03
2□□	6	FIN	Von Alfthan, Karl-Gustav Lehtosalo, Jorma	Mäkelä, Heikki Nummisto, Ilkka	1:37.44 3:21.70
3□□	7	GDR	Wenzke, Joachim Riedrich, Erhard	Will, Klaus-Uwe Ebeling, Klaus-Peter	1:36.82 3:23.30
4	9	AUS	Coles, Phillip Jeffery, Gordon	Green, Dennis Stuart, Barry	1:38.95 3:24.79
5	5	GBR	Wilson, Alistair Mean, Michael	Edwards, Alan Oliver, John	1:38.47 3:25.48

 1.6 m/sec
(NNO) (NNW)

 19.0°C

 CLOUDY

 60%


 21.0°C

 581.5 mm Hg

RACE 37, SEMI-FINAL 3



Place	Lane	Country	Name	500 m	Time
1□□	6	NOR	Amundsen, Steinar Berger, Tore	Soby, Egil Johansen, Jan	1:34.50 3:18.29
2□□	7	AUT	Hediger, Helmut Pfaff, Günther	Lindlgruber, Kurt Seibold, Gerhard	1:35.69 3:20.47
3□□	5	POL	Janusz, Ewald Piszczyk, Rafal	Marchlik, Ryszard Zielinski, Wladylaw	1:38.45 3:21.29
4	8	FRA	Boudehen, Jean Mayer, Albert	Cordebois, Jean-Pierre Picard, Claude	1:36.62 3:23.51
5	9	FRG	Guse, Bernhard Schneider, Jochen	Kemnitz, Erich Suhrbier, Erich	1:37.56 3:26.12

 0.4 m/sec
(N)

 19.0°C

 SUN

 60%

 21.0°C

 581.0 mm Hg

OCTOBER 25, FINAL
RACE 44



Place	Lane	Country	Name		500 m	Time
1	6	NOR	Amundsen, Steinar	Soby, Egil	1:33.74	3:14.38
			Berger, Tore	Johansen, Jan		
2	8	ROU	Calenic, Anton	Ivanov, Dimitrie	1:33.66	3:14.81
			Ivanov, Haralambie	Turcas, Mihai		
3	2	HUN	Giczi, Csaba	Timar, Istvan	1:37.42	3:15.10
			Szöllösi, Imre	Csizmadia, Istvan		
4	7	SWE	Larsson, Pep	Nilsson, Hans	1:37.17	3:16.68
			Sahlen, Tord	Sandin, Thor		
5	9	FIN	Von Alfthan, Karl-Gustav	Makela, Heikki	1:37.72	3:17.28
			Lehtosalo, Jorma	Nummisto, Ilkka		
6	3	GDR	Wenzke, Joachim	Will, Klaus-Uwe	1:39.18	3:18.03
			Riedrich, Erhard	Ebeling, Klaus-Peter		
7	5	AUT	Hediger, Helmut	Lindlgruber, Kurt	1:36.09	3:18.95
			Pfaff, Günther	Seibold, Gerhard		
8	4	POL	Janusz, Ewald	Marchlik, Ryszard	1:39.50	3:22.10
			Piszczyk, Rafal	Zielinski, Wladyslaw		
9	1	DEN	Sorensen, Harry	Andersen, Jorgen	1:40.38	3:25.64
			Knudsen, Hans	Hensen, Jorgen		



1.4 m/sec
(NO) (NW)



18.9°C



CLOUDY



60%



19.2°C



582.0 mm Hg

STARTING JUDGE:

REFEREE:

ASSISTANT REFEREE:

CHIEF FINISH-LINE JUDGE:

Navassart, Nicolae ROU

Silajew, Alexander URS

Sulger, John USA

Böhle, Werner FRG



MEDAL SUMMARY

Men's events

Event	Gold	Silver	Bronze
C-1 1000 m	Tibor Tatai Hungary (HUN)	Detlef Lewe West Germany (FRG)	Vitaly Galkov Soviet Union (USSR)
C-2 1000 m	Ivan Patzaichin Serghei Covaliov Romania (ROU)	Tamás Wichmann Gyula Petrikovics Hungary (HUN)	Naum Prokupets Mikhail Zamotin Soviet Union (USSR)
K-1 1000 m	Mihály Hesz Hungary (HUN)	Aleksandr Shaparenko Soviet Union (USSR)	Erik Hansen Denmark (DEN)
K-2 1000 m	Aleksandr Shaparenko Volodymyr Morozov Soviet Union (USSR)	Csaba Giczi István Timár Hungary (HUN)	Gerhard Seibold Günther Pfaff Austria (AUT)
K-4 1000 m	Steinar Amundsen Tore Berger Egil Søby Jan Johansen Norway (NOR)	Anton Calenic Haralambie Ivanov Dimitrie Ivanov Mihai Țurcaș Romania (ROU)	Csaba Giczi Imre Szöllösi István Timár István Csizmadia Hungary (HUN)

Women's events

Event	Gold	Silver	Bronze
K-1 500 m	Lyudmila Pinayeva Soviet Union (USSR)	Renate Breuer West Germany (FRG)	Viorica Dumitru Romania (ROU)
K-2 500 m	Annemarie Zimmermann Roswitha Esser West Germany (FRG)	Anna Pfeffer Katalin Rozsnyói Hungary (HUN)	Lyudmila Pinayeva Antonina Seredina Soviet Union (USSR)

MEDAL TABLE

Rank	Nations	Medals			Total
		Gold	Silver	Bronze	
1	Hungary (HUN)	2	3	1	6
2	Soviet Union (USSR)	2	1	3	6
3	West Germany (FRG)	1	2	0	3
4	Romania (ROU)	1	1	1	3
5	Norway (NOR)	1	0	0	1
6	Austria (AUT)	0	0	1	1
	Denmark (DEN)	0	0	1	1
Overall:		7	7	7	21