



CANOEING AT OLYMPIC GAMES

1924

1936 – 2008



CANOEING AT THE 1996 SUMMER OLYMPICS

The 1996 Summer Olympics officially known as the Games of the XXVI Olympiad and unofficially known as the Centennial Olympics were held July 19 to August 4 in Atlanta, Georgia, United States.

Atlanta was selected on September 18, 1990 in Tokyo, Japan, over Athens, Belgrade, Manchester, Melbourne and Toronto. Atlanta's bid to host the Summer Games that began in 1987 was considered a long-shot, since the U.S. had hosted the Summer Olympics just 12 years earlier in Los Angeles. Atlanta's main rivals were Toronto, whose front running bid that began in 1986 seemed almost sure to succeed after Canada had held a successful 1988 Winter Olympics in Calgary and Melbourne, Australia, who hosted the 1956 Summer Olympics and felt that the Olympic Games should return to Australia. The Athens bid was based on sentiment, the fact that these Olympic Games would be the 100th Anniversary of the first Summer Games in Greece in 1896.

The chart's information below comes from the International Olympic Committee Vote History web page, regarding the cities that bid for the 1996 Olympic Games. The vote occurred at the 96th IOC Session in Tokyo, Japan.

There were:

197 NOC's; 10 320 athletes (3523 women and 6797 men); 271 events in 26 sports.

LOGO



The base of the torch mark logo, made of the five Rings and the number 100, resembles a classical Greek column and recognizes the centennial of the Games. The torch mark's flames gradually evolve into a perfect star symbolizing each athlete's pursuit of excellence. The gold colour in this logo represents gold medals. The green represents laurel branches worn by winners in ancient times, as well as Atlanta's reputation as the City of Trees.

POSTER



The International Olympic Committee (IOC) President, Juan Antonio Samaranch, chose this image drawn by an artist from "The Look of the Games", Primo Angeli, as the official poster for the 1996 Olympic Games. "The Look of the Games", was established by the Creation Department to ensure the best quality in the design and production of all visible materials for the Atlanta Games.

MEDAL



On the obverse, a drawing that has been in use since the Amsterdam Games of 1928, representing Nike, the goddess of victory, holding palms in her left hand, and, in her right hand, held over her head, a winner's crown. On the reverse, the logo of the 1996 Games and a stylized olive branch. In all, 633 gold medals, 635 silver, and 661 bronze medals were cast for these Games.

MASCOT



The **Canoeing** competition at the 1996 Summer Olympics was composed of 16 events (12 for men and 4 for women) in two disciplines, slalom and sprint. Timing in 1/1000ths of a second began at these games for the sprint events.

Slalom events took place along the Toccoa/Ocoee River near the Georgia-Tennessee state line.

Sprint events were held at Lake Lanier, Georgia.



SPRINT, MEN
Kayak Single, 500 m



HEAT 1

Place	Country	Lane	Name	Time	
1	ROU	5	MAGYAR, Geza	1:42.391	
2	POL	1	MARKIEWICZ, Piotr	1:42.731	+0.340
3	BLR	9	KALESNIK, Sergey	1:43.279	+0.888
4	HUN	8	ANTAL, Zoltan	1:43.343	+0.952
5	SVK	7	ERBAN, Robert	1:43.563	+1.172
6	KAZ	2	YEGOROV, Yevgeniy	1:47.823	+5.432
7	GBR	6	LAWLER, Ivan	1:48.991	+6.600
8	SWE	3	KRANTZ, Tom	1:49.695	+7.304

HEAT 2

Place	Country	Lane	Name	Time	
1	NOR	4	HOLMANN, Knut	1:41.524	
2	AUS	8	McfADZEAN, Cameron	1:42.160	+0.636
3	ESP	1	GARCIA, Miguel	1:42.180	+0.656
4	CAN	6	CRICHLow, Renn	1:42.652	+1.128
5	BRA	7	CUATTRIN, Sebastian	1:44.328	+2.804
6	RUS	2	VERLIN, Sergey	1:45.228	+3.704
7	EST	3	HELDE, Hain	1:47.316	+5.792
8	POR	9	GARCIA, Jose	1:52.760	+11.236
9	CIV	5	ABIA, Koutoua	1:55.208	+13.684

HEAT 3

Place	Country	Lane	Name	Time	
1	ITA	8	ROSSI, Antonio	1:40.411	
2	GER	5	LIWOWSKI, Lutz	1:41.079	+0.668
3	FIN	1	KOLEHMAINEN, Mikko	1:41.171	+0.760
4	ARG	2	CORREA, Javier	1:42.691	+2.280
5	BUL	3	MERKOV, Petar	1:43.815	+3.404
6	USA	7	HERBERT, Mike	1:44.763	+4.352
7	UKR	4	TERESHCHENKO, Vladyslav	1:45.523	+5.112
8	YUG	9	SIBINKIC, Petar	1:45.799	+5.388
9	UZB	6	POPOV, Aleksandr	1:56.827	+16.416

REPECHAGE 1

Place	Country	Lane	Name	Time	
1	SVK	4	ERBAN, Robert	1:43.184	
2	USA	3	HERBERT, Mike	1:43.384	+0.200
3	ARG	5	CORREA, Javier	1:44.076	+0.892
4	BRA	6	CUATTRIN, Sebastian	1:44.204	+1.020
5	EST	2	HELDE, Hain	1:44.340	+1.156
6	GBR	7	LAWLER, Ivan	1:45.220	+2.036
7	YUG	8	SIBINKIC, Petar	1:46.532	+3.348
8	CIV	1	ABIA, Koutoua	1:53.432	+10.248

REPECHAGE 2

Place	Country	Lane	Name	Time
1	BUL	6	MERKOV, Petar	1:42.851
2	CAN	4	CRICHLow, Renn	1:43.055 +0.204
3	HUN	5	ANTAL, Zoltan	1:43.343 +0.492
4	RUS	7	VERLIN, Sergey	1:43.359 +0.508
5	UKR	2	TERESHCHENKO, Vladyslav	1:44.143 +1.292
6	KAZ	3	YEGOROV, Yevgeniy	1:47.035 +4.184
7	SWE	8	KRANTZ, Tom	1:47.815 +4.964
8	UZB	9	POPOV, Aleksandr	1:51.623 +8.772
9	POR	1	GARCIA, Jose	1:56.103 +13.252

SEMI-FINAL 1

Place	Country	Lane	Name	Time
1	ITA	4	ROSSI, Antonio	1:39.185
2	NOR	5	HOLMANN, Knut	1:39.929 +0.744
3	FIN	7	KOLEHMAINEN, Mikko	1:40.765 +1.580
4	SVK	8	ERBAN, Robert	1:41.425 +2.240
5	POL	6	MARKIEWICZ, Piotr	1:41.565 +2.380
6	CAN	2	CRICHLow, Renn	1:41.749 +2.564
7	HUN	9	ANTAL, Zoltan	1:41.873 +2.688
8	BLR	3	KALESNIK, Sergey	1:42.505 +3.320
9	BRA	1	CUATTRIN, Sebastian	1:43.045 +3.860

SEMI-FINAL 2

Place	Country	Lane	Name	Time
1	GER	6	LIWOWSKI, Lutz	1:40.319
2	ROU	5	MAGYAR, Geza	1:40.615 +0.296
3	ESP	7	GARCIA, Miguel	1:40.687 +0.368
4	AUS	4	McfADZEAN, Cameron	1:41.083 +0.764
5	RUS	1	VERLIN, Sergey	1:41.791 +1.472
6	UKR	9	TERESHCHENKO, Vladyslav	1:41.883 +1.564
7	ARG	2	CORREA, Javier	1:42.071 +1.752
8	USA	8	HERBERT, Mike	1:42.335 +2.016
9	BUL	3	MERKOV, Petar	1:42.379 +2.060

FINAL

Place	Country	Lane	Name	Time
1	ITA	5	ROSSI, Antonio	1:37.423
2	NOR	6	HOLMANN, Knut	1:38.339 +0.916
3	POL	9	MARKIEWICZ, Piotr	1:38.615 +1.192
4	ROU	3	MAGYAR, Geza	1:38.975 +1.552
5	GER	4	LIWOWSKI, Lutz	1:39.307 +1.884
6	ESP	2	GARCIA, Miguel	1:40.047 +2.624
7	FIN	7	KOLEHMAINEN, Mikko	1:40.331 +2.908
8	SVK	8	ERBAN, Robert	1:40.407 +2.984
9	AUS	1	McfADZEAN, Cameron	1:41.023 +3.600

SPRINT, WOMEN
Kayak Single, 500 m



HEAT 1

Place	Country	Lane	Name	Time	
1	ITA	7	IDEM, Josefa	1:50.303	
2	HUN	8	KOBAN, Rita	1:50.423	+0.120
3	SWE	1	GUNNARSSON, Susanne	1:52.943	+2.640
4	POL	4	PASTUSZKA, Aneta	1:54.015	+3.712
5	FRA	5	MICHAUT, Anne	1:57.263	+6.960
6	ISR	6	CARMI, Lior	1:57.675	+7.372
7	CHN	2	GAO, Beibei	1:59.543	+9.240
8	USA	3	PHILLIPS, Traci	2:02.847	+12.544

HEAT 2

Place	Country	Lane	Name	Time	
1	AUT	5	PROFANTER, Ursula	1:51.440	
2	CAN	2	BRUNET, Caroline	1:53.024	+1.584
3	GER	3	FISCHER, Birgit	1:54.880	+3.440
4	JPN	1	MARUYAMA, Sayuri	1:58.160	+6.720
5	SUI	8	HARALAMOW, Ingrid	1:58.520	+7.080
6	MEX	6	DURON, Erika	1:58.884	+7.444
7	UZB	4	LYALINA, Irina	1:59.996	+8.556
8	ANT	7	LEHRER, Heidi	3:00.672	+1:09.232

HEAT 3

Place	Country	Lane	Name	Time	
1	AUS	6	BORCHERT, Katrin	1:53.767	
2	RSA	5	NORTJE, Ruth	1:54.695	+0.928
3	ESP	7	SANCHEZ, Belen	1:55.043	+1.276
4	BEL	3	VAN de VENNE, Delphine	1:57.363	+3.596
5	GBR	8	DALLAWAY, Andrea	1:58.531	+4.764
6	ROU	1	IONITA, Raluca	2:00.059	+6.292
7	CZE	4	JOBANKOVA, Pavlina	2:07.811	+14.044

REPECHAGE 1

Place	Country	Lane	Name	Time	
1	SUI	6	HARALAMOW, Ingrid	1:57.891	
2	POL	5	PASTUSZKA, Aneta	1:58.359	+0.468
3	BEL	4	VAN de VENNE, Delphine	1:59.027	+1.136
4	CHN	7	GAO, Beibei	1:59.095	+1.204
5	USA	8	PHILLIPS, Traci	2:00.371	+2.480
6	MEX	3	DURON, Erika	2:02.847	+4.956
7	CZE	2	JOBANKOVA, Pavlina	2:12.219	+14.328

REPECHAGE 2

Place	Country	Lane	Name	Time	
1	JPN	5	MARUYAMA, Sayuri	2:04.829	
2	GBR	6	DALLAWAY, Andrea	2:04.885	+0.056
3	FRA	4	MICHAUT, Anne	2:05.477	+0.648
4	ISR	3	CARMI, Lior	2:05.737	+0.908
5	UZB	8	LYALINA, Irina	2:08.017	+3.188
6	ROU	7	IONITA, Raluca	2:11.941	+7.112

SEMI-FINAL 1

Place	Country	Lane	Name	Time	
1	HUN	6	KOBAN, Rita	1:48.842	
2	SWE	3	GUNNARSSON, Susanne	1:49.886	+1.044
3	AUT	5	PROFANTER, Ursula	1:50.066	+1.224
4	SUI	8	HARALAMOW, Ingrid	1:50.830	+1.988
5	AUS	4	BORCHERT, Katrin	1:51.142	+2.300
6	ESP	7	SANCHEZ, Belen	1:52.322	+3.480
7	GBR	2	DALLAWAY, Andrea	1:55.842	+7.000
8	FRA	9	MICHAUT, Anne	1:55.930	+7.088
9	CHN	1	GAO, Beibei	1:57.498	+8.656

SEMI-FINAL 2

Place	Country	Lane	Name	Time	
1	ITA	5	IDEM, Josefa	1:49.079	
2	CAN	4	BRUNET, Caroline	1:49.575	+0.496
3	GER	7	FISCHER, Birgit	1:51.863	+2.784
4	POL	8	PASTUSZKA, Aneta	1:53.255	+4.176
5	RSA	6	NORTJE, Ruth	1:53.611	+4.532
6	BEL	2	VAN de VENNE, Delphine	1:54.687	+5.608
7	ISR	1	CARMI, Lior	1:54.899	+5.820
8	JPN	3	MARUYAMA, Sayuri	1:54.943	+5.864
9	USA	9	PHILLIPS, Traci	1:55.339	+6.260

FINAL

Place	Country	Lane	Name	Time	
1	HUN	5	KOBAN, Rita	1:47.655	
2	CAN	3	BRUNET, Caroline	1:47.891	+0.236
3	ITA	4	IDEM, Josefa	1:48.731	+1.076
4	GER	2	FISCHER, Birgit	1:49.383	+1.728
5	SWE	6	GUNNARSSON, Susanne	1:49.591	+1.936
6	AUT	7	PROFANTER, Ursula	1:50.271	+2.616
7	AUS	9	BORCHERT, Katrin	1:50.811	+3.156
8	SUI	8	HARALAMOW, Ingrid	1:50.875	+3.220
9	POL	1	PASTUSZKA, Aneta	1:52.451	+4.796

SPRINT, MEN
Kayak Double, 500 m



HEAT 1

Place	Country	Lane	Name		Time
1	ITA	4	BONOMI, Beniamino	SCARPA, Daniele	1:31.491
2	POL	1	FREIMUT, Maciej	WYSOCKI, Adam	1:32.463 +0.972
3	ESP	6	GONZALEZ, Jovino	VICENTE, Gregorio	1:32.791 +1.300
4	SWE	3	OSCARSSON, Markus	MALMSTEN, Staffan	1:33.411 +1.920
5	POR	5	QUEIROS, Joaquim	FERNANDES, Rui	1:33.859 +2.368
6	CZE	7	LESTINA, Karel	POLIVKA, Jiri	1:34.107 +2.616
7	UZB	8	ANOSOV, Vitaliy	YURABAYEV, Akram	1:39.291 +7.800

HEAT 2

Place	Country	Lane	Name		Time
1	GER	8	BLUHM, Kay	GUTSCHE, Torsten	1:31.361
2	AUS	2	TRIM, Andrew	COLLINS, Daniel	1:31.433 +0.072
3	RUS	3	TISHCHENKO, Anatoliy	GOROBIY, Oleg	1:31.589 +0.228
4	DEN	4	NIELSEN, Thor	STAAL, Jesper	1:32.641 +1.280
5	LTU	1	KUPCINSKAS, Vidas	MIZERAS, Vaidas	1:36.685 +5.324
6	BUL	6	DUSHEV, Andrian	KAZANOV, Milko	1:36.801 +5.440
7	CHN	7	XU, Haifeng	WU, Yubiao	1:37.677 +6.316
8	KAZ	5	TORLOPOV, Dmitriy	GATIYATULLIN, Ilfat	1:37.833 +6.472

HEAT 3

Place	Country	Lane	Name		Time
1	HUN	2	GYULAY, Zsolt	BARTFAI, Krisztian	1:32.030
2	ROU	5	STOIAN, Daniel	SERBAN, Romica	1:32.926 +0.896
3	USA	7	MOONEY, John	JORGENSEN, Stein	1:33.642 +1.612
4	MEX	1	HEINZE, Roberto	HEINZE, Ralph	1:36.918 +4.888
5	BEL	4	TABOUREAU, David	VENDEWEYER, Mark	1:37.118 +5.088
6	ARG	3	MANGIN, Sergio	CANEPA, Diego	1:38.594 +6.564
7	IRL	8	MAWER, Gary	MALONEY, Conor	1:43.074 +11.044
8	KGZ	6	MITKOVETS, Andrey	ULIACHENKO, Yury	1:43.722 +11.692

REPECHAGE 1

Place	Country	Lane	Name		Time
1	BUL	3	DUSHEV, Andrian	KAZANOV, Milko	1:37.928
2	SWE	5	OSCARSSON, Markus	MALMSTEN, Staffan	1:39.176 +1.248
3	LTU	6	KUPCINSKAS, Vidas	MIZERAS, Vaidas	1:40.500 +2.572
4	UZB	7	ANOSOV, Vitaliy	YURABAYEV, Akram	1:42.524 +4.596
5	MEX	4	HEINZE, Roberto	HEINZE, Ralph	1:42.848 +4.920
6	KGZ	1	MITKOVETS, Andrey	ULIACHENKO, Yury	1:44.324 +6.396
7	IRL	2	MAWER, Gary	MALONEY, Conor	1:44.376 +6.448

REPECHAGE 2

Place	Country	Lane	Name		Time
1	DEN	5	NIELSEN, Thor	STAAL, Jesper	1:36.419
2	CZE	3	LESTINA, Karel	POLIVKA, Jiri	1:37.119 +0.700
3	POR	4	QUEIROS, Joaquim	FERNANDES, Rui	1:37.499 +1.080
4	ARG	7	MANGIN, Sergio	CANEPA, Diego	1:39.535 +3.116
5	BEL	6	TABOUREAU, David	VENDEWEYER, Mark	1:39.619 +3.200
6	KAZ	2	TORLOPOV, Dmitriy	GATIYATULLIN, Ilfat	1:40.215 +3.796
7	CHN	8	XU, Haifeng	WU, Yubiao	1:41.035 +4.616

SEMI-FINAL 1

Place	Country	Lane	Name		Time
1	ITA	5	BONOMI, Beniamino	SCARPA, Daniele	1:29.661
2	AUS	6	TRIM, Andrew	COLLINS, Daniel	1:29.937 +0.276
3	BUL	8	DUSHEV, Andrian	KAZANOV, Milko	1:30.641 +0.980
4	HUN	4	GYULAY, Zsolt	BARTFAI, Krisztian	1:30.725 +1.064
5	ESP	3	GONZALEZ, Jovino	VICENTE, Gregorio	1:31.137 +1.476
6	USA	7	MOONEY, John	JORGENSEN, Stein	1:32.253 +2.592
7	CZE	2	LESTINA, Karel	POLIVKA, Jiri	1:32.517 +2.856
8	LTU	9	KUPCINSKAS, Vidas	MIZERAS, Vaidas	1:32.693 +3.032
9	ARG	1	MANGIN, Sergio	CANEPA, Diego	1:37.177 +7.516

SEMI-FINAL 2

Place	Country	Lane	Name		Time
1	GER	5	BLUHM, Kay	GUTSCHE, Torsten	1:29.883
2	RUS	7	TISHCHENKO, Anatoliy	GOROBIY, Oleg	1:30.031 +0.148
3	POL	4	FREIMUT, Maciej	WYSOCKI, Adam	1:30.243 +0.360
4	ROU	6	STOIAN, Daniel	SERBAN, Romica	1:30.611 +0.728
5	DEN	3	NIELSEN, Thor	STAAL, Jesper	1:30.659 +0.776
6	POR	2	QUEIROS, Joaquim	FERNANDES, Rui	1:31.559 +1.676
7	SWE	8	OSCARSSON, Markus	MALMSTEN, Staffan	1:31.811 +1.928
8	BEL	9	TABOUREAU, David	VENDEWEYER, Mark	1:34.807 +4.924
9	UZB	1	ANOSOV, Vitaliy	YURABAYEV, Akram	1:35.543 +5.660

FINAL

Place	Country	Lane	Name		Time
1	GER	4	BLUHM, Kay	GUTSCHE, Torsten	1:28.697
2	ITA	5	BONOMI, Beniamino	SCARPA, Daniele	1:28.729 +0.032
3	AUS	6	TRIM, Andrew	COLLINS, Daniel	1:29.409 +0.712
4	RUS	3	TISHCHENKO, Anatoliy	GOROBIY, Oleg	1:29.677 +0.980
5	POL	2	FREIMUT, Maciej	WYSOCKI, Adam	1:29.937 +1.240
6	HUN	8	GYULAY, Zsolt	BARTFAI, Krisztian	1:30.001 +1.304
7	ROU	1	STOIAN, Daniel	SERBAN, Romica	1:30.053 +1.356
8	BUL	7	DUSHEV, Andrian	KAZANOV, Milko	1:30.513 +1.816
9	DEN	9	NIELSEN, Thor	STAAL, Jesper	1:30.753 +2.056

SPRINT, WOMEN
Kayak Double, 500 m



HEAT 1

Place	Country	Lane	Name		Time
1	GER	6	FISCHER, Birgit	PORTWICH, Ramona	1:45.504
2	SUI	4	HARALAMOW, Ingrid	BAUMER, Daniela	1:45.764 +0.260
3	ROU	2	TOMA, Sanda	IORDACHE, Viorica	1:47.200 +1.696
4	UKR	7	BALABANOVA, Anya	YURCHENKO, Kateryna	1:48.436 +2.932
5	BUL	1	PINDZHEVA, Bonka	ZAFIROVA, Neli	1:48.652 +3.148
6	UZB	5	LEVINA, Tatyana	ISAKOVA, Inna	1:50.544 +5.040
7	MEX	3	ROJAS, Sandra	HERNANDEZ, Renata	1:51.252 +5.748

HEAT 2

Place	Country	Lane	Name		Time
1	SWE	3	ANDERSSON, Agneta	GUNNARSSON, Susanne	1:43.022
2	ESP	4	ARAMBURU, Izaskun	MANCHON, Beatriz	1:44.038 +1.016
3	POL	5	DYLEWSKA-SWIATOWIAK, Izabela	URBANCZYK, Elzbieta	1:44.906 +1.884
4	RUS	6	GULIY, Natalya	KOSORUKOVA, Larisa	1:47.186 +4.164
5	USA	1	HEMMENS, Deanne	ROUSSET, Lia	1:47.914 +4.892
6	CZE	2	JOBANKOVA, Pavlina	JANACKOVA, Jitka	1:51.346 +8.324
7	GBR	7	GILBY, Helen	THOROGOOD, Alison	1:51.386 +8.364

HEAT 3

Place	Country	Lane	Name		Time
1	HUN	2	KOBAN, Rita	MEDNYANSZKI, Szilvia	1:43.313
2	AUS	6	WOOD, Anna	BORCHERT, Katrin	1:43.633 +0.320
3	CAN	3	GIBEAU, Marie-Josee	KENNEDY, Corrina	1:44.685 +1.372
4	FRA	4	KLEINHENZ, Sabine	LOYAU, Severine	1:46.989 +3.676
5	CHN	1	NING, Menghua	HU, Dongmei	1:50.721 +7.408
6	JPN	5	AKAGI, Chieko	WATANABE, Asako	1:52.109 +8.796

REPECHAGE 1

Place	Country	Lane	Name		Time
1	FRA	4	KLEINHENZ, Sabine	LOYAU, Severine	1:51.417
2	USA	6	HEMMENS, Deanne	ROUSSET, Lia	1:52.669 +1.252
3	UKR	5	BALABANOVA, Anya	YURCHENKO, Kateryna	1:54.373 +2.956
4	CZE	3	JOBANKOVA, Pavlina	JANACKOVA, Jitka	1:55.377 +3.960
5	MEX	7	ROJAS, Sandra	HERNANDEZ, Renata	1:55.801 +4.384

REPECHAGE 2

Place	Country	Lane	Name		Time
1	RUS	5	GULIY, Natalya	KOSORUKOVA, Larisa	1:52.520
2	CHN	6	NING, Menghua	HU, Dongmei	1:53.544 +1.024
3	BUL	4	PINDZHEVA, Bonka	ZAFIROVA, Neli	1:53.644 +1.124
4	GBR	8	GILBY, Helen	THOROGOOD, Alison	1:55.088 +2.568
5	UZB	3	LEVINA, Tatyana	ISAKOVA, Inna	1:56.896 +4.376
6	JPN	7	AKAGI, Chieko	WATANABE, Asako	1:57.944 +5.424

SEMI-FINAL 1

Place	Country	Lane	Name		Time
1	HUN	4	KOBAN, Rita	MEDNYANSZKI, Szilvia	1:42.789
2	GER	5	FISCHER, Birgit	PORTWICH, Ramona	1:43.069 +0.280
3	ESP	6	ARAMBURU, Izaskun	MANCHON, Beatriz	1:44.433 +1.644
4	CAN	7	GIBEAU, Marie-Josee	KENNEDY, Corrina	1:44.461 +1.672
5	FRA	8	KLEINHENZ, Sabine	LOYAU, Severine	1:46.589 +3.800
6	ROU	3	TOMA, Sanda	IORDACHE, Viorica	1:47.061 +4.272
7	UKR	9	BALABANOVA, Anya	YURCHENKO, Kateryna	1:48.857 +6.068
8	CHN	2	NING, Menghua	HU, Dongmei	1:49.189 +6.400
9	GBR	1	GILBY, Helen	THOROGOOD, Alison	1:49.849 +7.060

SEMI-FINAL 2

Place	Country	Lane	Name		Time
1	SWE	5	ANDERSSON, Agneta	GUNNARSSON, Susanne	1:43.521
2	AUS	6	WOOD, Anna	BORCHERT, Katrin	1:43.729 +0.208
3	POL	7	DYLEWSKA-SWIATOWIAK, Izabela	URBANCZYK, Elzbieta	1:45.190 +1.669
4	RUS	3	GULIY, Natalya	KOSORUKOVA, Larisa	1:45.505 +1.984
5	SUI	4	HARALAMOW, Ingrid	BAUMER, Daniela	1:46.629 +3.108
6	BUL	2	PINDZHEVA, Bonka	ZAFIROVA, Neli	1:48.313 +4.792
7	CZE	1	JOBANKOVA, Pavlina	JANACKOVA, Jitka	1:49.125 +5.604
8	USA	8	HEMMENS, Deanne	ROUSSET, Lia	1:49.465 +5.944
9	MEX	9	ROJAS, Sandra	HERNANDEZ, Renata	1:52.053 +8.532

FINAL

Place	Country	Lane	Name		Time
1	SWE	4	ANDERSSON, Agneta	GUNNARSSON, Susanne	1:39.329
2	GER	6	FISCHER, Birgit	PORTWICH, Ramona	1:39.689 +0.360
3	AUS	3	WOOD, Anna	BORCHERT, Katrin	1:40.641 +1.312
4	HUN	5	KOBAN, Rita	MEDNYANSZI, Szilvia	1:40.893 +1.564
5	CAN	8	GIBEAU, Marie-Josee	KENNEDY, Corrina	1:41.313 +1.984
6	ESP	7	ARAMBURU, Izaskun	MANCHON, Beatriz	1:42.621 +3.292
7	POL	2	DYLEWSKA-SWIATOWIAK, Izabela	URBANCZYK, Elzbieta	1:42.753 +3.424
8	RUS	1	GULIY, Natalya	KOSORUKOVA, Larisa	1:43.237 +3.908
9	FRA	9	KLEINHENZ, Sabine	LOYAU, Severine	1:43.449 +4.120

SPRINT, WOMEN
Kayak Fours, 500 m



HEAT 1

Place	Country	Lane	Name		Time
1	CHN	6	XIAN, Bangdi	GAO, Beibei	1:40.045
2	SUI	1	DONG, Ying	ZHANG, Qin	1:40.197 +0.152
3	AUS	3	HARALAMOW, Ingrid	BAUMER, Daniela	1:41.185 +1.140
4	ROU	5	EICHENBERGER, Sabine	MUELLER, Garbiela	1:41.685 +1.640
5	HUN	7	OATES, Shelley	NOSSITER, Yanda	1:42.821 +2.776
6	UKR	2	LEHMANN, Lynda	HUNTER, Natalie	1:43.381 +3.336
7	UZB	4	IORDACHE, Viorica	BENE, Mihaela	1:45.905 +5.860
8	JPN	8	TOMA, Sanda	IONITA, Raluca	1:49.505 +9.460
			MEDNYANSZKI, Szilvia	DONUSZ, Eva	
			MESZAROS, Erika	CZIGANY, Kinga	
			BALABANOVA, Anya	FIKLISOVA, Natalya	
			TEKLYAN, Tetyana	YURCHENKO, Kateryna	
			LEVINA, Tatyana	LEBEDYEVA, Yelena	
			ISAKOVA, Inna	LYALINA, Irina	
			MARUYAMA, Sayuri	MUTO, Ketko	
			WATANABE, Asako	NISHI, Natsuki	

HEAT 2

Place	Country	Lane	Name		Time
1	GER	6	FISCHER, Birgit	SCHUCK, Anett	1:37.895
2	SWE	8	PORTWICH, Ramona	MUCKE, Manuela	1:39.363 +1.468
3	CAN	7	ROSENQVIST, Susanne	OLSSON, Anna	1:39.691 +1.796
4	ESP	2	ANDERSSON, Agneta	ERICSSON, Ingela	1:39.863 +1.968
5	RUS	1	GIBEAU, Marie-Josee	HERST, Alison	1:41.695 +3.800
6	USA	5	KENNEDY, Corrina	MacASKILL, Klari	1:43.311 +5.416
7	CZE	3	ARAMBURU, Izaskun	MANCHON, Beatriz	1:44.707 +6.812
8	MEX	4	PENAS, Ana Maria	SANCHEZ, Belen	1:45.215 +7.320
			TISHCHENKO, Olga	KOSORUKOVA, Larisa	
			GULIY, Natalya	TISHCHENKO, Tatyana	
			HEMMENS, Deanne	ROUSSET, Lia	
			HARBOLD, Alexandra	VAN HENGEL, Drusilla	
			HLUCHA, Katerina	JANACKOVA, Jitka	
			PERGNEROVA, Milena	HEKOVA, Katerina	
			DURON, Erika	HERNANDEZ, Renata	
			ROJAS, Sandra	REZA, Itzel	

SEMI-FINAL 1

Place	Country	Lane	Name		Time
1	CAN	4	GIBEAU, Marie-Josee	HERST, Alison	1:38.712
2	RUS	5	KENNEDY, Corrina	MacASKILL, Klari	1:39.764 +1.052
3	ROU	3	TISHCHENKO, Olga	KOSORUKOVA, Larisa	1:40.088 +1.376
4	UKR	2	GULIY, Natalya	TISHCHENKO, Tatyana	1:40.092 +1.380
5	CZE	6	IORDACHE, Viorica	BENE, Mihaela	1:42.216 +3.504
6	JPN	1	TOMA, Sanda	IONITA, Raluca	1:45.996 +7.284
			BALABANOVA, Anya	FIKLISOVA, Natalya	
			TEKLYAN, Tetyana	YURCHENKO, Kateryna	
			HLUCHA, Katerina	JANACKOVA, Jitka	
			PERGNEROVA, Milena	HEKOVA, Katerina	
			MARUYAMA, Sayuri	MUTO, Keiko	
			WATANABE, Asako	NISHI, Natsuki	

SEMI-FINAL 2

Place	Country	Lane	Name	Time
1	HUN	5	MEDNYANSZKI, Szilvia MESZAROS, Erika	DONUSZ, Eva CZIGANY, Kinga 1:37.145
2	ESP	3	ARAMBURU, Izaskun PENAS, Ana Maria	MANCHON, Beatriz SANCHEZ, Belen 1:37.365 +0.220
3	AUS	4	OATES, Shelley LEHMANN, Lynda	NOSSITER, Yanda HUNTER, Natalie 1:37.905 +0.760
4	USA	2	HEMMENS, Deanne HARBOLD, Alexandra	ROUSSET, Lia VAN HENGEL, Drusilla 1:40.045 +2.900
5	UZB	6	LEVINA, Tatyana ISAKOVA, Inna	LEBEDYEVA, Yelena LYALINA, Irina 1:40.893 +3.748
6	MEX	1	DURON, Erika ROJAS, Sandra	HERNANDEZ, Renata REZA, Itzel 1:42.157 +5.012

FINAL

Place	Country	Lane	Name	Time
1	GER	4	FISCHER, Birgit PORTWICH, Ramona	SCHUCK, Anett MUCKE, Manuela 1:31.077
2	SUI	6	HARALAMOW, Ingrid EICHENBERGER, Sabine	BAUMER, Daniela MUELLER, Garbiela 1:32.701 +1.624
3	SWE	3	ROSENQVIST, Susanne ANDERSSON, Agneta	OLSSON, Anna ERICSSON, Ingela 1:32.917 +1.840
4	CHN	5	XIAN, Bangdi DONG, Ying	GAO, Beibei ZHANG, Qin 1:33.089 +2.012
5	CAN	7	GIBEAU, Marie-Josée KENNEDY, Corrina	HERST, Alison MacASKILL, Klari 1:33.093 +2.016
6	ESP	1	ARAMBURU, Izaskun PENAS, Ana Maria	MANCHON, Beatriz SANCHEZ, Belen 1:33.577 +2.500
7	RUS	8	TISHCHENKO, Olga GULIY, Natalya	KOSORUKOVA, Larisa TISHCHENKO, Tatyana 1:34.345 +3.268
8	AUS	9	OATES, Shelley LEHMANN, Lynda	NOSSITER, Yanda HUNTER, Natalie 1:34.673 +3.596
9	HUN	2	MEDNYANSZKI, Szilvia MESZAROS, Erika	DONUSZ, Eva CZIGANY, Kinga 1:34.693 +3.616

SPRINT, MEN
Kayak Single, 1000 m



HEAT 1

Place	Country	Lane	Name	Time
1	FIN	8	KOLEHMAINEN, Mikko	3:48.075
2	POL	4	GAJEWSKI, Andrzej	3:49.507 +1.432
3	ARG	7	SZTRUM, Abelardo	3:50.547 +2.472
4	POR	1	GARCIA, Jose	3:56.059 +7.984
5	FRA	5	OLLA, Vincent	3:58.075 +10.000
6	KAZ	2	SAFARYAN, Andrey	4:00.599 +12.524
7	CAN	9	GERVAIS, Erik	4:01.707 +13.632
8	UZB	3	KIREYEV, Ivan	4:05.299 +17.224

HEAT 2

Place	Country	Lane	Name	Time
1	NOR	2	HOLMANN, Knut	3:45.192
2	ESP	1	CALDERON, Agustin	3:45.484 +0.292
3	ROU	3	POPESCU, Marin	3:47.968 +2.776
4	SVK	5	ERBAN, Robert	3:48.956 +3.764
5	BRA	6	CUATTRIN, Sebastian	3:49.308 +4.116
6	USA	4	HARBOLD, Mike	3:58.760 +13.568
7	EST	8	HELDE, Hain	3:59.136 +13.944

HEAT 3

Place	Country	Lane	Name	Time
1	ITA	1	BONOMI, Beniamino	3:43.520
2	AUS	4	ROBINSON, Clint	3:44.768 +1.248
3	GER	5	LIWOWSKI, Lutz	3:44.776 +1.256
4	GBR	6	LAWLER, Ivan	3:51.580 +8.060
5	UKR	3	TERESHCHENKO, Vladyslav	3:51.772 +8.252
6	HUN	8	KAMMERER, Zoltan	4:02.724 +19.204
7	SWE	2	KRANTZ, Tom	4:03.324 +19.804
8	CIV	7	EDOUKOU, Miezan	4:31.680 +48.160

REPECHAGE 1

Place	Country	Lane	Name	Time
1	BRA	6	CUATTRIN, Sebastian	4:02.527
2	FRA	4	OLLA, Vincent	4:04.147 +1.620
3	HUN	3	KAMMERER, Zoltan	4:05.859 +3.332
4	GBR	5	LAWLER, Ivan	4:06.555 +4.028
5	EST	2	HELDE, Hain	4:08.375 +5.848
6	CAN	7	GERVAIS, Erik	4:08.743 +6.216
7	CIV	8	EDOUKOU, Miezan	4:44.155 +41.628

REPECHAGE 2

Place	Country	Lane	Name	Time
1	SVK	4	ERBAN, Robert	4:01.917
2	USA	7	HARBOLD, Mike	4:05.225 +3.308
3	POR	5	GARCIA, Jose	4:05.677 +3.760
4	UKR	6	TERESHCHENKO, Vladyslav	4:08.681 +6.764
5	SWE	2	KRANTZ, Tom	4:10.057 +8.140
6	KAZ	3	SAFARYAN, Andrey	4:10.633 +8.716
7	UZB	8	KIREYEV, Ivan	4:12.105 +10.188

SEMI-FINAL 1

Place	Country	Lane	Name	Time
1	ITA	4	BONOMI, Beniamino	3:40.831
2	NOR	5	HOLMANN, Knut	3:41.635 +0.804
3	GER	7	LIWOWSKI, Lutz	3:42.567 +1.736
4	POL	6	GAJEWSKI, Andrzej	3:43.399 +2.568
5	BRA	8	CUATTRIN, Sebastian	3:44.443 +3.612
6	ARG	3	SZTRUM, Abelardo	3:44.587 +3.756
7	USA	2	HARBOLD, Mike	3:44.663 +3.832
8	POR	9	GARCIA, Jose	3:48.859 +8.028
9	GBR	1	LAWLER, Ivan	3:55.583 +14.752

SEMI-FINAL 2

Place	Country	Lane	Name	Time
1	AUS	6	ROBINSON, Clint	3:43.657
2	ROU	7	POPESCU, Marin	3:44.249 +0.592
3	ESP	4	CALDERON, Agustin	3:44.777 +1.120
4	FIN	5	KOLEHMAINEN, Mikko	3:45.613 +1.956
5	SVK	3	ERBAN, Robert	3:46.633 +2.976
6	EST	9	HELDE, Hain	3:47.237 +3.580
7	HUN	2	KAMMERER, Zoltan	3:49.589 +5.932
8	FRA	8	OLLA, Vincent	3:51.537 +7.880
9	UKR	1	TERESHCHENKO, Vladyslav	3:56.649 +12.992

FINAL

Place	Country	Lane	Name	Time
1	NOR	6	HOLMANN, Knut	3:25.785
2	ITA	5	BONOMI, Beniamino	3:27.073 +1.288
3	AUS	4	ROBINSON, Clint	3:29.713 +3.928
4	GER	7	LIWOWSKI, Lutz	3:30.025 +4.240
5	ESP	2	CALDERON, Agustin	3:31.397 +5.612
6	POL	8	GAJEWSKI, Andrzej	3:32.521 +6.736
7	ROU	3	POPESCU, Marin	3:34.549 +8.764
8	BRA	9	CUATTRIN, Sebastian	3:34.669 +8.884
9	FIN	1	KOLEHMAINEN, Mikko	3:35.841 +10.056

SPRINT, MEN
Kayak Double, 1000 m



HEAT 1

Place	Country	Lane	Name		Time
1	ITA	6	ROSSI, Antonio	SCARPA, Daniele	3:33.786
2	POL	8	KOTOWICZ, Grzegorz	BIALKOWSKI, Dariusz	3:37.986 +4.200
3	BUL	9	DUSHEV, Andrian	KAZANOV, Milko	3:39.914 +6.128
4	CZE	7	KUCERA, Rene	HRUSKA, Petr	3:42.882 +9.096
5	ESP	2	ROMAN, Juan	SANCHEZ, Juan Manuel	3:43.970 +10.184
6	SVK	1	KADNAR, Juraj	SZABO, Attila	3:49.026 +15.240
7	KAZ	3	YEGOROV, Yevgeniy	SKRYPNIK, Sergey	3:50.394 +16.608
8	CHN	5	XU, Haifeng	WU, Yubiao	3:50.978 +17.192
9	POR	4	QUEIROS, Joaquim	FERNANDES, Rui	3:59.390 +25.604

HEAT 2

Place	Country	Lane	Name		Time
1	GER	5	BLUHM, Kay	GUTSCHE, Torsten	3:39.388
2	DEN	8	NIELSEN, Thor	STAAL, Jesper	3:41.640 +2.252
3	GBR	6	BOURNE, Grayson	DARBY-DOWMAN, Paul	3:43.384 +3.996
4	USA	4	NEWTON, Peter	MOONEY, John	3:46.852 +7.464
5	ARG	7	CORREA, Javier	SZTRUM, Abelardo	3:49.864 +10.476
6	IRL	3	MAWER, Gary	MALONEY, Conor	4:03.432 +24.044
7	KGZ	1	MITKOVETS, Andrey	ULIACHENKO, Yury	4:08.916 +29.528

HEAT 3

Place	Country	Lane	Name		Time
1	AUS	5	SCOTT, Peter	LEURY, Grant	3:40.114
2	FRA	4	LUBAC, Pierre	LANCEREAU, Patrick	3:40.198 +0.084
3	HUN	7	HEGEDUS, Robert	ALMASI, Peter	3:40.754 +0.640
4	SWE	3	MALMSTEN, Staffan	OSCARSSON, Markus	3:44.174 +4.060
5	BEL	6	TABOUREAU, David	VENDEWEYER, Mark	3:44.778 +4.664
6	RUS	2	IVANIK, Aleksandr	TISIN, Andrey	3:46.558 +6.444
7	LTU	8	KUPCINSKAS, Vidas	MIZERAS, Vaidas	3:51.842 +11.728
8	UZB	1	ALIMDYANOV, Vladimir	ISLAMOV, Rafael	4:01.522 +21.408

REPECHAGE 1

Place	Country	Lane	Name		Time
1	ARG	6	CORREA, Javier	SZTRUM, Abelardo	3:34.244
2	SWE	4	MALMSTEN, Staffan	OSCARSSON, Markus	3:34.480 +0.236
3	CZE	5	KUCERA, Rene	HRUSKA, Petr	3:35.216 +0.972
4	LTU	2	KUPCINSKAS, Vidas	MIZERAS, Vaidas	3:38.428 +4.184
5	KAZ	7	YEGOROV, Yevgeniy	SKRYPNIK, Sergey	3:40.040 +5.796
6	IRL	3	MAWER, Gary	MALONEY, Conor	3:40.656 +6.412
7	CHN	8	XU, Haifeng	WU, Yubiao	3:41.196 +6.952
8	UZB	1	ALIMDYANOV, Vladimir	ISLAMOV, Rafael	3:43.320 +9.076

REPECHAGE 2

Place	Country	Lane	Name		Time
1	USA	5	NEWTON, Peter	MOONEY, John	3:34.424
2	SVK	3	KADNAR, Juraj	SZABO, Attila	3:34.436 +0.012
3	RUS	7	IVANIK, Aleksandr	TISIN, Andrey	3:35.200 +0.776
4	ESP	4	ROMAN, Juan	SANCHEZ, Juan Manuel	3:36.264 +1.840
5	POR	9	QUEIROS, Joaquim	FERNANDES, Rui	3:36.488 +2.064
6	BEL	6	TABOUREAU, David	VENDEWEYER, Mark	3:36.976 +2.552
7	KGZ	8	MITKOVETS, Andrey	ULIACHENKO, Yury	3:44.200 +9.776

SEMI-FINAL 1

Place	Country	Lane	Name	Time
1	ITA	5	ROSSI, Antonio	3:16.848
2	DEN	6	NIELSEN, Thor	3:17.420 +0.572
3	BUL	3	DUSHEV, Andrian	3:18.480 +1.632
4	HUN	7	HEGEDUS, Robert	3:18.524 +1.676
5	AUS	4	SCOTT, Peter	3:19.056 +2.208
6	SVK	2	KADNAR, Juraj	3:20.904 +4.056
7	CZE	9	KUCERA, Rene	3:21.384 +4.536
8	ESP	1	ROMAN, Juan	3:24.032 +7.184
9	ARG	8	CORREA, Javier	3:28.128 +11.280

SEMI-FINAL 2

Place	Country	Lane	Name	Time
1	POL	4	KOTOWICZ, Grzegorz	3:18.026
2	FRA	6	LUBAC, Pierre	3:18.722 +0.696
3	GER	5	BLUHM, Kay	3:19.394 +1.368
4	SWE	8	MALMSTEN, Staffan	3:19.606 +1.580
5	USA	3	NEWTON, Peter	3:19.834 +1.808
6	POR	9	QUEIROS, Joaquim	3:22.270 +4.244
7	RUS	2	IVANIK, Aleksandr	3:22.306 +4.280
8	LTU	1	KUPCINSKAS, Vidas	3:24.462 +6.436
9	GBR	7	BOURNE, Grayson	3:25.346 +7.320

FINAL

Place	Country	Lane	Name	Time
1	ITA	5	ROSSI, Antonio	3:09.190
2	GER	2	BLUHM, Kay	3:10.518 +1.328
3	BUL	7	DUSHEV, Andrian	3:11.206 +2.016
4	POL	4	KOTOWICZ, Grzegorz	3:11.262 +2.072
5	FRA	3	LUBAC, Pierre	3:11.402 +2.212
6	DEN	6	NIELSEN, Thor	3:12.054 +2.864
7	AUS	9	SCOTT, Peter	3:13.054 +3.864
8	SWE	1	MALMSTEN, Staffan	3:14.182 +4.992
9	HUN	8	HEGEDUS, Robert	3:14.282 +5.092

SPRINT, MEN
Kayak Fours, 1000 m



HEAT 1

Place	Country	Lane	Name		Time
1	GER	1	REINECK, Thomas	ZABEL, Mark	3:07.908
2	RUS	5	HOFMAN, Detlef	WINTER, Olaf	3:11.128 +3.220
3	AUS	8	TISHCHENKO, Anatoliy	GOROBIY, Oleg	3:11.752 +3.844
4	ESP	6	VERLIN, Sergey	TSYBULNIKOV, Georgiy	3:14.224 +6.316
5	CAN	7	WALKER, Jim	MORTON, Brian	3:15.208 +7.300
6	ITA	2	LYNCH, Paul	ANDERSSON, Ramon	3:17.144 +9.236
7	CZE	3	VICENTE, Gregorio	GARCIA, Miguel	3:19.868 +11.960
8	USA	4	GONZALEZ, Jovino	MERCHAN, Emilio	3:23.352 +15.444
			APOSTOL, Mihai	CRICHLow, Renn	
			GILES, Peter	JEWELL, Liam	
			LUPETTI, Enrico	COVI, Andrea	
			LUSSIGNOLI, Ivano	NEGRI, Luca	
			LESTINA, Karel	MRAZ, Pavel	
			POLIVKA, Jiri	OTAHAL, Martin	
			HAMILTON, Mark	BADER, Curt	
			BOCCARA, Philippe	MEIDL, Cliff	

HEAT 2

Place	Country	Lane	Name		Time
1	HUN	8	CSIPES, Ferenc	HORVATH, Gabor	3:07.517
2	POL	5	ADROVICZ, Attila	RAJNA, Andras	3:10.625 +3.108
3	BUL	2	MARKIEWICZ, Piotr	KALETA, Grzegorz	3:13.165 +5.648
4	SWE	3	WITKOWSKI, Marek	WYSOCKI, Adam	3:13.809 +6.292
5	KAZ	4	YORDANOV, Nikolay	KARADZHOV, Petar	3:15.493 +7.976
6	UKR	7	MERKOV, Petar	CHOYKOV, Georgi	3:16.297 +8.780
7	NOR	1	OSCARSSON, Mattias	NILSSON, Henrik	3:17.021 +9.504
8	UZB	6	MADSEN, Paw	FAGER, Jonas	3:27.133 +19.616
			TORLOPOV, Dmitriy	SAFARYAN, Andrey	
			SKRYPNIK, Sergey	GATIYATULLIN, Ilfat	
			SLIVINSKIYY, Oleksey	KULIDA, Vyacheslav	
			PETROV, Andriy	BORZUKOV, Andriy	
			IVARSEN, Morten	NAESS, Mattis	
			SELVIK, Tom	ROANDER, Thomas	
			YASHIN, Konstantin	TYURIN, Anatoliy	
			KAZANTSEV, Vladimir	SHILIN, Andrey	

SEMI-FINAL 1

Place	Country	Lane	Name		Time
1	ESP	3	VICENTE, Gregorio	GARCIA, Miguel	3:00.799
2	CAN	5	GONZALEZ, Jovino	MERCHAN, Emilio	3:01.307 +0.508
3	BUL	4	APOSTOL, Mihai	CRICHLow, Renn	3:01.427 +0.628
4	UKR	2	GILES, Peter	JEWELL, Liam	3:05.643 +4.844
5	CZE	6	YORDANOV, Nikolay	KARADZHOV, Petar	3:06.611 +5.812
6	USA	1	MERKOV, Petar	CHOYKOV, Georgi	3:06.855 +6.056
			SLIVINSKIYY, Oleksey	KULIDA, Vyacheslav	
			PETROV, Andriy	BORZUKOV, Andriy	
			LESTINA, Karel	MRAZ, Pavel	
			POLIVKA, Jiri	OTAHAL, Martin	
			HAMILTON, Mark	BADER, Curt	
			BOCCARA, Philippe	MEIDL, Cliff	

SEMI-FINAL 2

Place	Country	Lane	Name	Name	Time	
1	AUS	4	WALKER, Jim LYNCH, Paul	MORTON, Brian ANDERSSON, Ramon	3:01.806	
2	SWE	3	OSCARSSON, Mattias MADSEN, Paw	NILSSON, Henrik FAGER, Jonas	3:02.202	+0.396
3	ITA	2	LUPETTI, Enrico LUSSIGNOLI, Ivano	COVI, Andrea NEGRI, Luca	3:03.218	+1.412
4	NOR	6	IVARSEN, Morten SELVIK, Tom	NAESS, Mattis ROANDER, Thomas	3:03.870	+2.064
5	KAZ	5	TORLOPOV, Dmitriy SKRYPNIK, Sergey	SAFARYAN, Andrey GATIYATULLIN, Ilfat	3:06.850	+5.044
6	UZB	1	YASHIN, Konstantin KAZANTSEV, Vladimir	TYURIN, Anatoliy SHILIN, Andrey	3:11.146	+9.340

FINAL

Place	Country	Lane	Name	Name	Time	
1	GER	5	REINECK, Thomas HOFMAN, Detlef	ZABEL, Mark WINTER, Olaf	2:51.528	
2	HUN	4	CSIPES, Ferenc ADROVICZ, Attila	HORVATH, Gabor RAJNA, Andras	2:53.184	+1.656
3	RUS	6	TISHCHENKO, Anatoliy VERLIN, Sergey	GOROBIY, Oleg TSYBULNIKOV, Georgiy	2:53.996	+2.468
4	POL	3	MARKIEWICZ, Piotr WITKOWSKI, Marek	KALETA, Grzegorz WYSOCKI, Adam	2:54.772	+3.244
5	ESP	7	VICENTE, Gregorio GONZALEZ, Jovino	GARCIA, Miguel MERCHAN, Emilio	2:55.884	+4.356
6	SWE	1	OSCARSSON, Mattias MADSEN, Paw	NILSSON, Henrik FAGER, Jonas	2:55.908	+4.380
7	CAN	8	APOSTOL, Mihai GILES, Peter	CRICHLow, Renn JEWELL, Liam	2:56.664	+5.136
8	BUL	9	YORDANOV, Nikolay MERKOV, Petar	KARADZHOV, Petar CHOYKOV, Georgi	2:56.696	+5.168
9	AUS	2	WALKER, Jim LYNCH, Paul	MORTON, Brian ANDERSSON, Ramon	2:57.560	+6.032

SPRINT, MEN
Canoe Single, 500 m



HEAT 1

Place	Country	Lane	Name	Time	
1	CZE	2	DOKTOR, Martin	1:52.907	
2	SVK	8	KNAZOVICKY, Slavomir	1:52.971	+0.064
3	CAN	9	GILES, Steve	1:53.803	+0.896
4	UKR	3	SLIVINSKIYY, Mykhaylo	1:54.283	+1.376
5	BUL	6	BUKHALOV, Nikolay	1:54.727	+1.820
6	KAZ	5	NEGODYAYEV, Konstantin	1:55.859	+2.952
7	USA	7	TERRELL, Jim	1:57.295	+4.388
8	ESP	4	CRESPO, Jose Manuel	1:57.915	+5.008
9	MDA	1	PLATCHINTA, Andrei	1:59.423	+6.516

HEAT 2

Place	Country	Lane	Name	Time	
1	GER	1	ZERESKE, Thomas	1:53.840	
2	HUN	3	PULAI, Imre	1:54.244	+0.404
3	FRA	2	LE LEUCH, Eric	1:54.544	+0.704
4	DEN	4	FREDERIKSEN, Christian	1:55.056	+1.216
5	ROU	6	HUIDU, Florin	1:58.140	+4.300
6	CRO	7	FUNTAK, Drazen	2:00.076	+6.236
7	POR	8	PEREIRA, Silvestre	2:01.576	+7.736
8	UZB	5	ASTANIN, Yevgeniy	2:02.532	+8.692

SEMI-FINAL 1

Place	Country	Lane	Name	Time	
1	UKR	3	SLIVINSKIYY, Mykhaylo	1:52.093	
2	KAZ	2	NEGODYAYEV, Konstantin	1:52.421	+0.328
3	FRA	4	LE LEUCH, Eric	1:53.305	+1.212
4	ESP	1	CRESPO, Jose Manuel	1:54.121	+2.028
5	ROU	5	HUIDU, Florin	1:56.733	+4.640
6	MDA	7	PLATCHINTA, Andrei	1:57.457	+5.364
7	POR	6	PEREIRA, Silvestre	1:57.949	+5.856

SEMI-FINAL 2

Place	Country	Lane	Name	Time	
1	CAN	4	GILES, Steve	1:51.614	
2	BUL	5	BUKHALOV, Nikolay	1:51.914	+0.300
3	DEN	3	FREDERIKSEN, Christian	1:52.174	+0.560
4	USA	6	TERRELL, Jim	1:54.086	+2.472
5	CRO	2	FUNTAK, Drazen	1:58.570	+6.956
6	UZB	1	ASTANIN, Yevgeniy	1:59.042	+7.428

FINAL

Place	Country	Lane	Name	Time	
1	CZE	5	DOKTOR, Martin	1:49.934	
2	SVK	6	KNAZOVICKY Slavomir	1:50.510	+0.576
3	HUN	3	PULAI, Imre	1:50.758	+0.824
4	UKR	7	SLIVINSKIYY, Mykhaylo	1:51.714	+1.780
5	GER	4	ZERESKE, Thomas	1:52.358	+2.424
6	DEN	9	FREDERIKSEN, Christian	1:52.846	+2.912
7	KAZ	8	NEGODYAYEV, Konstantin	1:53.158	+3.224
8	CAN	2	GILES, Steve	1:53.326	+3.392
	BUL	1	BUKHALOV, Nikolay	DSQ	

SPRINT, MEN
Canoe Double, 500 m



HEAT 1

Place	Country	Lane	Name		Time
1	HUN	6	KOLONICS, Gyorgy	HORVATH, Csaba	1:43.907
2	ESP	1	BEA, Jose Alfredo	SHELESTENKO, Oleg	1:45.635 +1.728
3	RUS	4	KABANOV, Andrey	KONOVALOV, Pavel	1:46.307 +2.400
4	CRO	7	FUNTAK, Drazen	SABJAN, Ivan	1:47.235 +3.328
5	CAN	2	BUDAY, Attila	BUDAY, Tamas, Jr.	1:47.551 +3.644
6	BLR	3	MASEYKOV, Aleksandr	DOVGALYONOK, Dmitriy	1:47.923 +4.016
7	CZE	5	FUKSA, Petr	BEDNAR, Pavel	1:47.955 +4.048

HEAT 2

Place	Country	Lane	Name		Time
1	MDA	4	JURAVSCHI, Nikolai	RENEISCHI, Victor	1:44.477
2	GER	2	DITTMER, Andreas	KIRCHBACH, Gunar	1:45.145 +0.668
3	BUL	6	MARINOV, Martin	STOYANOV, Blagovest	1:45.545 +1.068
4	SVK	3	PALES, Peter	OROSZ, Csaba	1:45.893 +1.416
5	KOR	1	JUN, Kwang-Rak	PARK, Chang-Kyu	1:47.453 +2.976
6	POL	7	BARASZKIEWICZ, Pawel	KOBIERSKI, Marcin	1:48.357 +3.880
7	UZB	5	SHAYSLAMOV, Vladimir	SHAYSLAMOV, Sergey	1:51.929 +7.452

HEAT 3

Place	Country	Lane	Name		Time
1	ROU	6	ANDRIEV, Gheorghe	OBREJA, Grigore	1:43.548
2	UKR	2	LYTVYNENKO, Oleksandr	IHRAYEV, Oleksiy	1:46.652 +3.104
3	ITA	5	CANNONE, Domenico	MARMORINO, Antonio	1:46.996 +3.448
4	GBR	3	TRAIN, Andrew	TRAIN, Stephen	1:47.892 +4.344
5	KAZ	4	NURMAGANBETOV, Kaysar	SERGEYEV, Sergey	1:49.252 +5.704

REPECHAGE 1

Place	Country	Lane	Name		Time
1	CAN	4	BUDAY, Attila	BUDAY, Tamas, Jr.	1:49.820
2	GBR	5	TRAIN, Andrew	TRAIN, Stephen	1:50.476 +0.656
3	CZE	7	FUKSA, Petr	BEDNAR, Pavel	1:50.480 +0.660
4	KOR	6	JUN, Kwang-Rak	PARK, Chang-Kyu	1:50.776 +0.956
5	UZB	3	SHAYSLAMOV, Vladimir	SHAYSLAMOV, Sergey	1:52.768 +2.948

REPECHAGE 2

Place	Country	Lane	Name		Time
1	BLR	3	MASEYKOV, Aleksandr	DOVGALYONOK, Dmitriy	1:47.837
2	SVK	4	PALES, Peter	OROSZ, Csaba	1:47.965 +0.128
3	POL	7	BARASZKIEWICZ, Pawel	KOBIERSKI, Marcin	1:48.093 +0.256
4	CRO	5	FUNTAK, Drazen	SABJAN, Ivan	1:50.473 +2.636
5	KAZ	6	NURMAGANBETOV, Kaysar	SERGEYEV, Sergey	1:51.533 +3.696

SEMI-FINAL 1

Place	Country	Lane	Name	Time
1	ROU	4	ANDRIEV, Gheorghe	1:41.653
2	MDA	5	JURAVSCHI, Nikolai	1:42.029 +0.376
3	ESP	6	BEA, Jose Alfredo	1:42.397 +0.744
4	RUS	3	KABANOV, Andrey	1:43.141 +1.488
5	SVK	2	PALES, Peter	1:43.757 +2.104
6	CAN	8	BUDAY, Attila	1:44.213 +2.560
7	KOR	1	JUN, Kwang-Rak	1:44.453 +2.800
8	POL	9	BARASZKIEWICZ, Pawel	1:44.793 +3.140
9	ITA	7	CANNONE, Domenico	1:47.557 +5.904

SEMI-FINAL 2

Place	Country	Lane	Name	Time
1	HUN	5	KOLONICS, Gyorgy	1:42.186
2	GER	4	DITTMER, Andreas	1:43.650 +1.464
3	BLR	3	MASEYKOV, Aleksandr	1:43.938 +1.752
4	BUL	7	MARINOV, Martin	1:44.130 +1.944
5	CRO	1	FUNTAK, Drazen	1:44.770 +2.584
6	CZE	2	FUKSA, Petr	1:44.902 +2.716
7	GBR	8	TRAIN, Andrew	1:45.638 +3.452
8	KAZ	9	NURMAGANBETOV, Kaysar	1:45.998 +3.812
9	UKR	6	LYTVYNENKO, Oleksandr	1:51.010 +8.824

FINAL

Place	Country	Lane	Name	Time
1	HUN	4	KOLONICS, Gyorgy	1:40.420
2	MDA	6	JURAVSCHI, Nikolai	1:40.456 +0.036
3	ROU	5	ANDRIEV, Gheorghe	1:41.336 +0.916
4	GER	3	DITTMER, Andreas	1:41.760 +1.340
5	BUL	1	MARINOV, Martin	1:42.208 +1.788
6	RUS	8	KABANOV, Andrey	1:42.496 +2.076
7	ESP	7	BEA, Jose Alfredo	1:43.572 +3.152
8	SVK	9	PALES, Peter	1:44.116 +3.696
9	BLR	2	MASEYKOV, Aleksandr	1:46.840 +6.420

SPRINT, MEN
Canoe Single, 1000 m



HEAT 1

Place	Country	Lane	Name	Time
1	CZE	8	DOKTOR, Martin	4:19.918
2	GER	5	SCHULZE, Patrick	4:21.114 +1.196
3	LAT	6	KLEMENTJEVS, Ivan	4:24.678 +4.760
4	ROU	4	PARTNOI, Victor	4:25.894 +5.976
5	DEN	3	NIELSSON, Arne	4:30.258 +10.340
6	FRA	7	SYLVOZ, Pascal	4:33.618 +13.700
7	SVK	9	KUBICA, Jan	4:33.810 +13.892
8	KAZ	1	NEGODYAYEV, Konstantin	4:40.842 +20.924
9	BUL	2	BUKHALOV, Nikolay	4:43.562 +23.644

HEAT 2

Place	Country	Lane	Name	Time
1	HUN	3	ZALA, Gyorgy	4:23.399
2	UKR	1	BUNDZ, Roman	4:26.555 +3.156
3	CRO	9	SABJAN, Ivan	4:28.375 +4.976
4	MDA	2	SALCUTAN, Vadim	4:32.095 +8.696
5	ESP	4	CRESCO, Jose Manuel	4:34.071 +10.672
6	CAN	8	MAXWELL, Gavin	4:36.971 +13.572
7	UZB	5	ASTANIN, Yevgeniy	4:39.839 +16.440
8	POR	6	PEREIRA, Silvestre	4:42.715 +19.316
9	USA	7	HARPER, Joseph	4:45.467 +22.068

SEMI-FINAL 1

Place	Country	Lane	Name	Time
1	CRO	4	SABJAN, Ivan	4:13.901
2	ROU	3	PARTNOI, Victor	4:14.333 +0.432
3	DEN	5	NIELSSON, Arne	4:14.573 +0.672
4	SVK	6	KUBICA, Jan	4:22.773 +8.872
5	KAZ	1	NEGODYAYEV, Konstantin	4:26.261 +12.360
6	CAN	2	MAXWELL, Gavin	4:27.721 +13.820
7	USA	7	HARPER, Joseph	4:39.949 +26.048

SEMI-FINAL 2

Place	Country	Lane	Name	Time
1	LAT	4	KLEMENTJEVS, Ivan	4:10.455
2	FRA	2	SYLVOZ, Pascal	4:11.483 +1.028
3	BUL	7	BUKHALOV, Nikolay	4:14.415 +3.960
4	ESP	5	CRESCO, Jose Manuel	4:15.939 +5.484
5	MDA	3	SALCUTAN, Vadim	4:16.639 +6.184
6	UZB	6	ASTANIN, Yevgeniy	4:19.151 +8.696
7	POR	1	PEREIRA, Silvestre	4:31.199 +20.744

FINAL

Place	Country	Lane	Name	Time	
1	CZE	5	DOKTOR, Martin	3:54.418	
2	LAT	2	KLEMENTJEVS, Ivan	3:54.954	+0.536
3	HUN	4	ZALA, Gyorgy	3:56.366	+1.948
4	GER	6	SCHULZE, Patrick	3:57.778	+3.360
5	FRA	1	SYLVOZ, Pascal	3:59.014	+4.596
6	ROU	8	PARTNOI, Victor	3:59.858	+5.440
7	UKR	3	BUNDZ, Roman	4:02.078	+7.660
8	CRO	7	SABJAN, Ivan	4:04.066	+9.648
9	BUL	9	BUKHALOV, Nikolay	4:13.034	+18.616

SPRINT, MEN
Canoe Double, 1000 m



HEAT 1

Place	Country	Lane	Name		Time	
1	ROU	3	GLAVAN, Marcel	BORSAN, Antonel	4:06.481	
2	HUN	2	KOLONICS, Gyorgy	HORVATH, Csaba	4:08.709	+2.228
3	SVK	9	PALES, Peter	OROSZ, Csaba	4:12.789	+6.308
4	BUL	1	MARINOV, Martin	STOYANOV, Blagovest	4:15.529	+9.048
5	POL	4	KOSZYKOWSKI, Dariusz	GOLIASZ, Tomasz	4:22.181	+15.700
6	KOR	7	JUN, Kwang-Rak	PARK, Chang-Kyu	4:23.961	+17.480
7	CAN	5	GILES, Steve	HOWE, Dan	4:33.613	+27.132
8	UZB	6	SHAYSLAMOV, Vladimir	SHAYSLAMOV, Sergey	4:43.221	+36.740
9	ANT	8	LEHRER, Jacob	LEHRER, Pieter	5:20.421	+1:13.940

HEAT 2

Place	Country	Lane	Name		Time	
1	GER	2	DITTMER, Andreas	KIRCHBACH, Gunar	4:00.851	
2	GBR	7	TRAIN, Andrew	TRAIN, Stephen	4:01.263	+0.412
3	CRO	5	FUNTAK, Drazen	SABJAN, Ivan	4:02.831	+1.980
4	ESP	3	BEA, Jose Alfredo	SHELESTENKO, Oleg	4:05.203	+4.352
5	KAZ	8	NURMAGANBETOV, Kaysar	SERGEYEV, Sergey	4:10.399	+9.548
6	UKR	6	LYTVYNENKO, Oleksandr	IHRAYEV, Oleksiy	4:13.683	+12.832
7	MDA	1	JURAVSCHI, Nikolai	RENEISCHI, Victor	4:25.183	+24.332
8	CZE	4	FUKSA, Petr	BEDNAR, Pavel	4:25.295	+24.444

SEMI-FINAL 1

Place	Country	Lane	Name		Time	
1	CAN	6	GILES, Steve	HOWE, Dan	3:45.077	
2	BUL	3	MARINOV, Martin	STOYANOV, Blagovest	3:45.129	+0.052
3	UKR	2	LYTVYNENKO, Oleksandr	IHRAYEV, Oleksiy	3:46.845	+1.768
4	CRO	4	FUNTAK, Drazen	SABJAN, Ivan	3:48.677	+3.600
5	POL	5	KOSZYKOWSKI, Dariusz	GOLIASZ, Tomasz	3:48.721	+3.644
6	UZB	1	SHAYSLAMOV, Vladimir	SHAYSLAMOV, Sergey	3:57.037	+11.960

SEMI-FINAL 2

Place	Country	Lane	Name		Time	
1	MDA	6	JURAVSCHI, Nikolai	RENEISCHI, Victor	3:44.008	
2	SVK	4	PALES, Peter	OROSZ, Csaba	3:44.628	+0.620
3	ESP	3	BEA, Jose Alfredo	SHELESTENKO, Oleg	3:45.616	+1.608
4	KAZ	5	NURMAGANBETOV, Kaysar	SERGEYEV, Sergey	3:51.360	+7.352
5	CZE	1	FUKSA, Petr	BEDNAR, Pavel	3:51.576	+7.568
6	KOR	2	JUN, Kwang-Rak	PARK, Chang-Kyu	3:52.044	+8.036

FINAL

Place	Country	Lane	Name		Time	
1	GER	4	DITTMER, Andreas	KIRCHBACH, Gunar	3:31.870	
2	ROU	5	GLAVAN, Marcel	BORSAN, Antonel	3:32.294	+0.424
3	HUN	6	KOLONICS, Gyorgy	HORVATH, Csaba	3:32.514	+0.644
4	BUL	8	MARINOV, Martin	STOYANOV, Blagovest	3:34.382	+2.512
5	MDA	2	JURAVSCHI, Nikolai	RENEISCHI, Victor	3:35.198	+3.328
6	GBR	3	TRAIN, Andrew	TRAIN, Stephen	3:36.694	+4.824
7	SVK	1	PALES, Peter	OROSZ, Csaba	3:36.938	+5.068
8	ESP	9	BEA, Jose Alfredo	SHELESTENKO, Oleg	3:37.154	+5.284
9	CAN	7	GILES, Steve	HOWE, Dan	3:46.102	+14.232



MEDAL SUMMARY (SPRINT)

Men's events

Event	Gold	Silver	Bronze
C-1 500 m	Martin Doktor Czech Republic (CZE)	Slavomír Kňazovický Slovakia (SVK)	Imre Pulai Hungary (HUN)
C-1 1000 m	Martin Doktor Czech Republic (CZE)	Ivans Klementjevs Latvia (LAT)	György Zala Hungary (HUN)
C-2 500 m	György Kolonics Csaba Horváth Hungary (HUN)	Viktor Reneysky Nicolae Juravschi Moldova (MDA)	Grigore Obreja Gheorghe Andriev Romania (ROU)
C-2 1000 m	Gunar Kirchbach Andreas Dittmer Germany (GER)	Marcel Glavan Antonel Borsan Romania (ROU)	György Kolonics Csaba Horváth Hungary (HUN)
K-1 500 m	Antonio Rossi Italy (ITA)	Knut Holmann Norway (NOR)	Piotr Markiewicz Poland (POL)
K-1 1000 m	Knut Holmann Norway (NOR)	Beniamino Bonomi Italy (ITA)	Clint Robinson Australia (AUS)
K-2 500 m	Kay Bluhm Torsten Gutsche Germany (GER)	Beniamino Bonomi Daniele Scarpa Italy (ITA)	Andrew Trim Daniel Collins Australia (AUS)
K-2 1000 m	Daniele Scarpa Antonio Rossi Italy (ITA)	Kay Bluhm Torsten Gutsche Germany (GER)	Andrian Dushev Milko Kazanov Bulgaria (BUL)
K-4 1000 m	Thomas Reineck Olaf Winter Detlef Hofmann Mark Zabel Germany (GER)	András Rajna Gábor Horváth Ferenc Csipes Attila Adrovicz Hungary (HUN)	Oleg Gorobiy Sergey Verlin Georgiy Tsybulnikov Anatoli Tishchenko Russia (RUS)


Women's events

Event	Gold	Silver	Bronze
K-1 500 m	Rita Kóbán Hungary (HUN)	Caroline Brunet Canada (CAN)	Josefa Idem Italy (ITA)
K-2 500 m	Susanne Gunnarsson Agneta Andersson Sweden (SWE)	Birgit Fischer Ramona Portwich Germany (GER)	Anna Wood Katrin Borchert Australia (AUS)
K-4 500 m	Anett Schuck Birgit Fischer Manuela Mucke Ramona Portwich Germany (GER)	Gabi Müller Ingrid Haralamow Sabine Eichenberger Daniela Baumer Switzerland (SUI)	Susanne Rosenqvist Anna Olsson Ingela Ericsson Agneta Andersson Sweden (SWE)

MEDAL TABLE (SPRINT)


Rank	Nations	Medals			Total
		Gold	Silver	Bronze	
1	Germany (GER)	4	2	0	6
2	Italy (ITA)	2	2	1	5
3	Hungary (HUN)	2	1	3	6
4	Czech Republic (CZE)	2	0	0	2
5	Norway (NOR)	1	1	0	2
6	Sweden (SWE)	1	0	1	2
7	Romania (ROU)	0	1	1	2
8	Canada (CAN)	0	1	0	1
	Latvia (LAT)	0	1	0	1
	Moldova (MDA)	0	1	0	1
	Slovakia (SVK)	0	1	0	1
	Switzerland (SUI)	0	1	0	1
13	Australia (AUS)	0	0	3	3
14	Bulgaria (BUL)	0	0	1	1
	Poland (POL)	0	0	1	1
	Russia (RUS)	0	0	1	1
Overall:		12	12	12	36

SLALOM, MEN
Kayak Single




Rank	Country	Name	RUN 1		Total	RUN 2		Total	Time behind
			time	points		time	points		
1	GER	FIX, Oliver	141.22	0	141.22	154.75	55	209.75	0.00
2	SLO	VEHOVAR, Andraz	145.38	0	145.38	141.65	0	141.65	0.43
3	GER	BECKER, Thomas	144.48	0	144.48	142.79	0	142.79	1.57
4	FRA	BURTZ, Laurent	154.18	5	159.18	144.33	0	144.33	3.11
5	IRL	WILEY, Ian	145.21	0	145.21	147.26	60	207.26	3.99
6	USA	WEISS, Rich	144.45	5	149.45	145.78	0	145.78	4.56
7	SLO	ABRAMIC, Jernej	151.59	0	151.59	145.81	0	145.81	4.59
8	GER	LETTMANN, Jochen	145.99	0	145.99	140.97	10	150.97	4.77
9	GBR	RASPIN, Ian	146.15	0	146.15	149.11	60	209.11	4.93
10	SVK	STANOVSKY, Miroslav	155.17	10	165.17	146.59	0	146.59	5.37
11	NED	REYS, Michael	146.79	0	146.79	150.49	60	210.49	5.57
12	USA	SHIPLEY, Scott	143.31	5	148.31	144.34	5	149.34	7.09
13	SVK	NAGY, Peter	151.54	60	211.54	148.35	0	148.35	7.13
14	GBR	RATCLIFFE, Paul	148.49	5	153.49	143.37	5	148.37	7.15
15	CAN	FORD, David	149.23	0	149.23	145.83	50	195.83	8.01
16	CRO	GLUCKS, Andrej	155.75	0	155.75	150.12	0	150.12	8.90
17	ITA	FERRAZZI, Pierpaolo	146.10	50	196.10	145.76	5	150.76	9.54
18	CZE	HILGERT, Lubos	146.10	5	151.10	146.99	50	196.99	9.88
19	CZE	PRSKAVEC, Jiri	182.29	115	297.29	151.15	0	151.15	9.93
20	USA	GIDDENS, Eric	151.15	50	201.15	146.65	5	151.65	10.43
21	LAT	KLAVINS, Aldis	156.08	10	166.08	152.67	0	152.67	11.45
22	ESP	ETXANIZ, Xabier	160.81	60	220.81	148.77	5	153.77	12.55
23	FRA	CHEUTIN, Jean-Yves	160.13	60	220.13	148.95	5	153.95	12.73
24	AUS	MacQUIRE, Richard	148.97	5	153.97	153.07	65	218.07	12.75
25	GBR	PEARCE, Shaun	154.76	0	154.76	152.94	15	167.94	13.54
26	SLO	MARUSIC, Fedja	145.70	10	155.70	153.24	5	158.24	14.48
27	POL	SANDERA, Jerzy	152.78	20	172.78	155.79	0	155.79	14.57
28	AUT	OBLINGER, Helmut	154.22	5	159.22	157.06	0	157.06	15.84
29	MKD	POPOVSKI, Lazar	159.53	0	159.53	158.30	0	158.30	17.08
30	POR	FERREIRA FERNANDES, A.	158.72	0	158.72	160.00	10	170.00	17.50
31	NZL	HUGHES, Owen	154.79	10	164.79	155.28	5	160.28	19.06
32	BRA	SELBACH, Gustavo	153.33	15	168.33	162.48	0	162.48	21.26
33	GUA	KVANLI, Benjamin	162.28	20	182.28	159.34	5	164.34	23.12
34	ESP	ARACAMA, Esteban	149.66	15	164.66	155.17	110	265.17	23.44
35	RUS	LAZKO, Anton	161.11	5	166.11	155.56	135	290.56	24.89
36	JPN	FUJINO, Tsuyoshi	162.26	5	167.26	157.94	10	167.94	26.04
37	NED	SINS, Fritz	154.42	55	209.42	149.33	20	169.33	28.11
38	AUS	PALLISTER, Matthew	161.88	75	236.88	159.19	20	179.19	37.97
39	CRC	MADRIGAL, Roger	175.34	5	180.34	164.97	55	219.97	39.12
40	IRL	BOLAND, Andrew	191.92	10	201.92	174.51	10	184.51	43.29
41	BIH	KARABASIC, Samir	213.01	35	248.01	191.85	5	196.85	55.63
42	AUT	KOEHLER, Manuel	156.01	105	261.01	144.54	65	209.54	68.32
43	MAS	AYOB, Sal	189.15	70	259.15	174.54	55	229.54	88.32
44	PAN	MULLER, Scott	232.24	10	242.24	207.89	35	242.89	101.02

SLALOM, WOMEN
Kayak Single




Rank	Country	Name	RUN 1		Total	RUN 2		Total	Time behind
			time	points		time	points		
1	CZE	HILGERTOVA, Stepanka	164.49	5	169.49	166.97	5	171.97	0.00
2	USA	CHLADEK, Dana	181.60	205	386.60	164.49	5	169.49	0.00
3	FRA	FOX-JERUSALMI, Myriam	170.22	5	175.22	166.00	5	171.00	1.51
4	ITA	GIAI PRON, Cristina	171.86	155	326.86	166.84	5	171.84	2.35
5	SVK	BROSKOVA, Gabriela	170.67	60	230.67	167.57	5	172.57	3.08
6	FRA	BOIXEL, Anne	162.79	10	172.79	162.88	105	267.88	3.30
7	USA	HEARN, Cathy	173.03	0	173.03	169.93	60	229.93	3.54
8	CAN	LANGFORD, Margaret	178.49	15	193.49	168.59	5	173.59	4.10
9	CZE	SADILOVA, Marcela	181.22	55	236.22	174.47	0	174.47	4.98
10	GER	MICHELER-JONES, E.	171.56	5	176.56	156.73	305	461.73	7.07
11	GER	STRIEPECKE, Kordula	171.63	155	326.63	176.98	0	176.98	7.49
12	AUS	WOODWARD, Danielle	181.05	105	286.05	177.60	0	177.60	8.11
13	SUI	FRIEDLI, Sandra	172.90	5	177.90	221.01	10	231.01	8.41
14	AUS	FARRANCE, Mia	192.58	0	192.58	180.30	0	180.30	10.81
15	ITA	NADALIN, Barbara	201.04	105	306.04	171.14	10	181.14	11.65
16	CZE	PAVELKOVA, Irena	184.45	55	239.45	166.89	15	181.89	12.40
17	JPN	KOBAYASHI, Hiroko	178.66	5	183.66	186.01	5	191.01	14.17
18	GBR	CROSBEE, Rachel	165.24	25	190.24	168.94	25	193.94	20.75
19	SVK	KALISKA, Elena	174.85	55	229.85	170.45	20	190.45	20.96
20	ESP	EIZMENDI, Maria	186.49	5	191.49	184.83	20	204.83	22.00
21	POL	KNAPCZYK, Boguslawa	185.20	15	200.20	194.45	15	209.45	30.71
22	POR	FERREIRA FERNANDES, F.	192.19	20	212.19	203.20	5	208.20	38.71
23	GBR	SIMPSON, Lynn	177.07	160	337.07	161.71	50	211.71	42.22
24	ESP	MARTINEZ, Cristina	204.09	20	224.09	215.91	65	280.91	54.60
25	BLR	KURZINA, Elena	210.14	15	225.14	214.37	70	284.37	55.65
26	SUI	EL-DESOUKI, Nagwa	185.39	55	240.39	220.68	15	235.68	66.19
27	CAN	BOYLE, Sheryl	227.89	15	242.89	194.41	50	244.41	73.40
28	CRC	MONTENEGRO, Gilda	236.97	135	371.97	240.93	25	265.93	96.44
29	MKD	UGRINOVSKA, Ana	261.93	85	346.93	218.17	265	483.17	177.44
30	LAT	BLUMA, Dzintra			DNF	267.81	105	372.81	203.32

SLALOM, MEN
Canoe Single



Rank	Country	Name	RUN 1		Total	RUN 2		Total	Time behind
			time	points		time	points		
1	SVK	MARTIKAN, Michal	160.88	0	160.88	151.03	0	151.03	0.00
2	CZE	POLLERT, Lukas	151.17	0	151.17	158.25	20	178.25	0.14
3	FRA	ESTANGUET, Patrice	152.84	0	152.84	150.89	10	160.89	1.81
4	GBR	MARRIOTT, Gareth	155.83	0	155.83	154.14	5	159.14	4.80
5	FRA	DELAMARRE, Herve	155.98	0	155.98	168.77	10	178.77	4.95
6	FRA	BRUGVIN, Emmanuel	158.28	5	163.28	151.71	5	156.71	5.68
7	GER	LANG, Martin	154.91	5	159.91	157.24	10	167.24	8.88
8	POL	MORDARSKI, Ryszard	156.00	5	161.00	156.86	5	161.86	9.97
9	USA	HEARN, David	159.07	5	164.07	157.51	5	162.51	11.48
10	IRL	CORCORAN, Mike	162.90	0	162.90	163.61	10	173.61	11.87
11	POL	WIECZOREK, Mariusz	159.21	5	164.21	176.17	5	181.17	13.18
12	GER	HUSEK, Vitus	162.48	5	167.48	159.29	5	164.29	13.26
13	ITA	De MONTI, Renato	168.75	50	218.75	160.03	5	165.03	14.00
14	GBR	DELANEY, Mark	161.52	5	166.52	155.67	10	165.67	14.64
15	SVK	MINCIK, Juraj	182.60	0	182.60	161.45	5	166.45	15.42
16	AUS	BOOCOCK, Justin	161.96	5	166.96	170.08	5	175.08	15.93
17	GER	KAUFMANN, Soeren	158.43	10	168.43	162.25	15	177.25	17.40
18	CAN	NORMAN, Larry	176.57	10	186.57	170.12	0	170.12	19.09
19	USA	CLAWSON, Adam	157.53	15	172.53	165.74	100	265.74	21.50
20	CZE	JANDA, Pavel	167.71	10	177.71	185.87	55	240.87	26.68
21	ESP	HERREROS, Toni	174.38	5	179.38	183.83	115	298.83	28.35
22	JPN	MOCHIDA, Masanari	175.45	5	180.45	205.69	10	215.69	29.42
23	BRA	SELBACH, Leonardo	206.51	10	216.51	179.54	5	184.54	33.51
24	SLO	TERDIC, Gregor	182.79	5	187.79	194.08	5	199.08	36.76
25	IRL	O'FLAHERTY, Stephen	178.65	10	188.65	195.73	25	220.73	37.62
26	ITA	STEFANI, Francesco	162.63	300	462.63	169.60	20	189.60	38.57
27	RUS	KUZNETSOV, Danila	213.36	60	273.36	176.06	50	226.06	75.03
28	SLO	HOCEVAR, Simon	197.90	55	252.90	166.00	65	231.00	79.97
29	CRO	HERCEG, Danko	163.07	305	468.07	165.94	110	275.94	124.91
30	MKD	TRPOVSKI, Nenad	191.19	125	316.19			DNF	165.16

SLALOM, MEN
Canoe Double



Rank	Country	Name	RUN 1		Total	RUN 2		Total	Time behind
			time	points		time	points		
1	FRA	ADISSON, Frank FORGUES, Wilfrid	182.85	10	192.85	158.82	0	158.82	0.00
2	CZE	SIMEK, Miroslav ROHAN, Jiri	161.77	70	231.77	160.16	0	160.16	1.34
3	GER	EHRENBERG, Andre SENFT, Michael	162.33	5	167.33	158.72	5	163.72	4.90
4	GER	BERRO, Manfred TRUMMER, Michael	165.55	15	180.55	163.72	0	163.72	4.90
5	FRA	Del REY, Emmanuel SAIDI, Thierry	168.43	5	173.43	160.47	5	165.47	6.65
6	CZE	STERCL, Pavel STERCL, Petr	163.45	5	168.45	179.53	160	339.53	9.63
7	POL	KOLOMANSKI, Krzysztof STANISZEWSKI, Michal	163.78	10	173.78	164.95	5	169.95	11.13
8	CAN	GAUTHIER, Benoit LETOURNEAU, Francois	164.83	15	179.83	167.67	5	172.67	13.85
9	SUI	MATTI, Peter MATTI, Ueli	181.31	5	186.31	168.67	5	173.67	14.85
10	SVK	SOSKA, Lubos SOSKA, Peter	179.90	5	184.90	170.38	5	175.38	16.56
11	USA	HOLDEN, Horace DICKERT, Wayne	174.69	50	224.69	175.90	5	180.90	22.08
12	GBR	BROWN, Craig PITT, Stewart	179.81	10	189.81	170.96	10	180.96	22.14
13	SVK	STRBA, Roman VAJS, Roman	174.40	20	194.40	175.67	25	200.67	35.58
14	AUS	WILSON, Andrew FELTON, John	184.48	70	254.48	184.06	15	199.06	40.24
15	POL	WOJS, Andrzej MORDARSKI, Slawomir	201.51	25	226.51	193.07	20	213.07	54.25



MEDAL SUMMARY (SLALOM)

Event	Gold	Silver	Bronze
Men's C-1	Michal Martikán Slovakia (SVK)	Lukáš Pollert Czech Republic (CZE)	Patrice Estanguet France (FRA)
Men's C-2	Franck Adisson Wilfrid Forgues France (FRA)	Jiří Rohaň Miroslav Simek Czech Republic (CZE)	Andre Ehrenberg Michael Senft Germany (GER)
Men's K-1	Oliver Fix Germany (GER)	Andraž Vehovar Slovenia (SLO)	Thomas Becker Germany (GER)
Women's K-1	Stěpánka Hilgertová Czech Republic (CZE)	Dana Chladek United States (USA)	Myriam Fox-Jerusalmi France (FRA)

MEDAL TABLE (SLALOM)

Rank	Nations	Medals			Total
		Gold	Silver	Bronze	
1	Czech Republic (CZE)	1	2	0	3
2	France (FRA)	1	0	2	3
	Germany (GER)	1	0	2	3
4	Slovakia (SVK)	1	0	0	1
5	Slovenia (SLO)	0	1	0	1
	United States (USA)	0	1	0	1
Overall:		4	4	4	12