



# CANOEING AT OLYMPIC GAMES

---

1924

---

1936 – 2008

---



## CANOEING AT THE 1972 SUMMER OLYMPICS

The 1972 Summer Olympics officially known as the Games of the XX Olympiad were held August 26 to September 10, 1972 in Munich, in what was then West Germany.

The 1972 Summer Olympics were the second Summer Olympics to be held in Germany, after the 1936 Games in Berlin, which had taken place under the Nazi regime. Mindful of the connection, the West German Government were anxious to take the opportunity of the Munich Olympics to present a new, democratic and optimistic Germany to the world, as shown by the Games' official motto, "the Happy Games." The emblem of the Games was a blue solar logo (the "Bright Sun"). The Olympic mascot, the dachshund "Waldi", was the first officially named Olympic mascot. The Games also saw the introduction of the now-universal sports pictograms designed by Otl Aicher. Soon, however, the killings of 11 Israeli athletes by Palestinian gunmen in an event known as the Munich massacre took center stage.

Munich won its Olympic bid on April 26, 1966, at the 64th IOC Session at Rome, Italy, over bids presented by Detroit, Madrid and Montreal.

There were:

121 NOC's; 7 170 athletes (1095 women and 6075 men); 195 events in 23 sports.


LOGO



# Munich1972

It represents a crown of rays of light, a design symbolizing the spirit of the Munich Games—light, freshness, generosity, expressed by the design "Radiant Munich". It was created by Otl Aicher, the designed and director of the visual conception commission. His project was chosen in spite of a competition whose 2 332 entries were unsatisfactory.

POSTER



Numerous posters were created for these Games, notably a series on the theme of sports competitions and cultural events. The official poster was meant to promote not one specific sports event, but the whole of the Munich Games. It was supposed to express the specific spirit of the Games. Here, the design evokes the modern architecture of the sporting venues, in a style and using colours which are purposefully simple and pure. In the centre of the background, the famous Olympic tower. 5,000 copies were made.

## MEDAL





On the obverse, the traditional goddess of victory, a design used since the 1928 Amsterdam Games, accompanied by the specific inscription "XX Olympiade München 1972". On the reverse, Castor and Pollux, the twin sons of Zeus and Léda, the patrons of sports competitions and friendship, represented by two naked youths. This design was created by Gerhard Marcks, one of the last representatives of the Bauhaus.

## MASCOT



At the 1972 Summer Olympics in Munich, seven events in **Sprint** canoe racing were contested, and for the first time at the Olympic Games, four events in **Slalom** canoeing were also contested.






*The participants' building which contains changing rooms, medical rooms, a sports hall, a conditioning hall, a sauna and several team rooms, will be used as a training center for rowing and canoeing after the Games. Between the building and the water there are a flat meadow and the athletes' grandstand with 1,000 seats.*

*Adjacent to this grandstand a long wall was piled up and covered with lawn. During the Games, this wall served as provisional standing room for about 15,000 spectators.*







*Canoe Slalom Course Augsburg.*



*For setting up the gates for the slalom, sockets have been inserted into each side of the canal at three-meter intervals, so that the gate hanging devices can be fixed in any position required. Immediately behind each gate stands have been erected for the gate judges. Interim times are communicated by two-way radio to the judge of each section, who in turn passes them on to the central computer.*



*The final results are known directly after the finish of each competition.*

*At the last bend in the canal, to the southwest of the restaurant, a temporary roofed in stand was constructed to seat 500 competitors and guests of honor, 100 journalists and 30 television and radio commentators.*



*Between starting point and finish, the canal drops 3.70 m over a stretch of 600 m, and the speed at which the water flows may vary between 3 m and 6 m per second. The average width of the channel is 10 m to 12 m, and the depth, 0.40 m to 1.20 m. 35 concrete blocks produce the back currents, whirlpools and rapids characteristic of a natural torrent. On either side of the canal, there is a 1 m wide gangway for the organizers who erect the gates and for use by referees and the life-saving team.*

*In 1971, parallel to the construction work on the canal, permanent and temporary buildings were erected which, because of their design and because the materials used blended with the landscape, were in perfect harmony with their surroundings.*

*From the boathouse located in the north of the stadium, the competitors' canoes are transported to the assembly area south of the building where the race starts. This is the area where the competitors prepare themselves for the race and from which they make their way to the starting point.*



*The light beam operating the start is positioned roughly 40 m above the sluice letting the water into the canal.*

*The finishing point is reached, after the passage of 30 gates, in the curve in front of the restaurant. Behind it and immediately before the point where the canal flows into the Lech, is the landing stage.*

*The first gate is placed immediately below the sluice. There are further gates on the straight stretch of water which is otherwise free of obstacles and which bends slightly at the level of the administrative buildings, and merges 50 m further on into the curving section where the artificial obstacles are placed.*

*Interim times in the middle section are registered by a light beam system combined with a computerized stopwatch.*

*Also near the finish are the Olympic flame and the victors' rostrum.*

*All permanent buildings are mainly wood or reinforced concrete frames faced with redwood. The sheds are roofed with anthracite-colored tiles made of asbestos cement.*



INTERNATIONAL CANOE FEDERATION  
(ICF)

President

de Coquereaumont, Charles (FRA)

Secretary General

Verner, O. (SWE)

Technical Delegates

Landgraf, R. (GDR)

Orsi, S. (ITA)

DEUTSCHER KANU VERBAND  
(DKV)

President

Maaßen, Peter

Secretary General

Vesper, H.E.

JURY

Coquereaumont, Ch.	(FRA)
Bonn, O.	(HUN)
Leskovar, P.	(YUG)
Maaßen, P.	(FRG)
Popel, K.	(TCH)
Spuhler, J.	(GBR)
Weiskopf, J.	(GDR)
Lukatin, V.	(USSR)
Stock, P.	(MEX)

INTERNATIONAL REFEREES  
(SPRINT and SLALOM)

Brownlee, H.	AUS	Menke, H.	FRG
Whitebrook, F.	AUS	Müller, E.	FRG
Albert, F.	AUT	Parlow, H.	FRG
Danek, J.	AUT	Pelzer, A.	FRG
Falkner, A.	AUT	Renner, M. Ch.	FRG
Gangl, K.	AUT	Ritter, A.	FRG
Hietier, K.	AUT	Scheppach, M.	FRG
Kerbl, B.	AUT	Schenk, G.	FRG
Beaufjean, M.	BEL	Schmalz, N.	FRG
Holemans, J.	BEL	Schobert, E.	FRG
Velev, N.	BUL	Senft, K.	FRG
Sleeth, R.	CAN	Sievering, E.	FRG
Biosca-Tomas, J.	ESP	Standop, H.	FRG
Andran, N.	FRA	Stapper, W.	FRG
Besson, J.	FRA	Stolz, W.	FRG
Dudderidge, J.	GBR	Störzer, Ch.	FRG
Kennedy, A.	GBR	Tazl, H.-J.	FRG
Pendleton, J. D.	GBR	Thäle, Ha.	FRG
Spuler, J.	GBR	Thäle, He.	FRG
Thelen, H.	GBR	Trach, W.	FRG
Breiter, H.	GDR	Urbaniak, H.	FRG
Däumel, G.	GDR	Vesper, H. E.	FRG
Degebrod, H.	GDR	Vogt, W.	FRG
Döhnel, H.	GDR	Wasel, K.	FRG
Hartmann, J.	GDR	Weber, A.	FRG
Heinicke, W.	GDR	Weise, G.	FRG
Kupfer, K.	GDR	Wiencken, H.	FRG
Krause, K.	GDR	Wilke, M.	FRG
Lenz, J.	GDR	Woppowa, H.	FRG
Lück, S.	GDR	Verwillegen, J.	NED
Nakoinz, I.	GDR	Grapelli, L.	ITA

Rudolph, H.	GDR	Orsi, S.	ITA
Stöbe, G.	GDR	Tagliavini, G.	ITA
Axel, E.	FRG	Nishikawa, H.	JPN
Bohle, W.	FRG	Otsuka, J.	JPN
Borgelt, W.	FRG	Engel, E.	LUX
Brummer, K.-H.	FRG	Jablonski, R.	POL
Burg von der, H.	FRG	Kwasniewski, V.	POL
Dehnhardt, H.	FRG	Serednicki, E.	POL
Dehnhardt, L.	FRG	Tomiuc, O.	ROU
Dichtl, G.	FRG	Zamfir, J.	ROU
Fees, H.	FRG	Bruhin, P.	SUI
Feldhoff, U.	FRG	Kolliker, W.	SUI
Glaser, F.	FRG	Roth, G.	SUI
Göllner, W.	FRG	Zimmermann, W.	SUI
Handschuh, H.	FRG	Bennbäck, L.	SWE
Hänssgen, F.	FRG	Benes, L.	TCH
Horster, P.	FRG	Cech, O.	TCH
Kaiser, K.	FRG	Hally, O.	TCH
Kleinhans, K.-H.	FRG	Horak, A.	TCH
Klein-Impelmann, W.	FRG	Polesny, J.	TCH
Kohring, H.	FRG	Prohazka, J.	TCH
Konzack, S.	FRG	Raban, V.	TCH
Kress, H.	FRG	Skolil, D.	TCH
Krüger, W.	FRG	Krasnopertsev, G.	USSR
Kruschinsky, H.	FRG	Chirich, V.	USA
Langer, W.	FRG	Riley, B.	USA
Langner, N.	FRG	Bernot, D.	YUG
Liersch, G.	FRG	Justin, B.	YUG
Loos, W.	FRG	Velhic, C.	YUG

#### OLYMPIC CHAMPIONS 1936-1972

##### SPRINT, MEN

##### **Kayak single, 1000 m**

1936	Berlin	Hradetzky, Gregor	Austria	4:22.9
1948	London	Fredriksson, Gert	Sweden	4:33.2
1952	Helsinki	Fredriksson, Gert	Sweden	4:07.9
1956	Melbourne	Fredriksson, Gert	Sweden	4:12.8
1960	Rome	Hansen, Erik	Denmark	3:53.0
1964	Tokyo	Peterson, Rolf	Sweden	3:57.1
1968	Mexico City	Hesz, Mihály	Hungary	4:02.6
1972	München	Shaparenko, Aleksandr	USSR	3:48.0

##### **Kayak pair, 1000 m**

1936	Berlin	Kainz, Adolf Dorfner, Alfons	Austria	4:03.8
1948	London	Berglund, Hans Klingström, Lennart	Sweden	4:07.3
1952	Helsinki	Wires, Kurt Hietanen, Yrjö	Finland	3:51.1
1956	Melbourne	Scheuer, Michael Miltenberger, Meinrad	Germany	3:49.6
1960	Rome	Fredriksson, Gert Sjödélius, Sven-Olof	Sweden	3:34.7
1964	Tokyo	Sjödélius, Sven-Olof Utterberg, Gunnar	Sweden	3:38.54
1968	Mexico City	Shaparenko, Aleksander Morozov, Volodymyr	USSR	3:37.54

1972 München Gorbachev, Nikolai USSR 3:30.7  
 Kratasyuk, Viktor



*Medal winners in K-2, 1000 m. From left to right:  
 József DEME and János RÁTKAI, HUN (2nd place);  
 Nikolai GORBACHEV and Viktor KRATASYUK, USSR (1st place);  
 Władysław SZUSZKIEWICZ and Rafał PIŚCZ, POL (3rd place).*

**Kayak four, 1000 m**

1964	Tokyo	Chuzhikov, Nikolai	Grishin, Anatoly	USSR	3:14.7
		Jonov, Viacheslav	Morozov, Vladimir		
1968	Mexico City	Amundsen, Steinar	Søby, Egil	Norway	3:14.4
		Berger, Tore	Johansen, Jan		
1972	München	Filatov, Yuri	Stetsenko, Yuri	USSR	3:14.0
		Morozov, Volodymyr	Didenko, Valeri		

**Canadian single, 1000 m**

1936	Berlin	Amyot Francis	Canada	5:32.1
1948	London	Holecek, Josef	Czechoslovakia	5:42.0
1952	Helsinki	Holecek, Josef	Czechoslovakia	4:56.3
1956	Melbourne	Rotman, Leon	Romania	5:05.3
1960	Rome	Parti, János	Hungary	4:33.9
1964	Tokyo	Eschert, Jürgen	Germany (EUA)	4:35.1
1968	Mexico City	Tatai, Tibor	Hungary	4:36.1
1972	München	Patzaichin, Ivan	Romania	4:08.9

**Canadian pair, 1000 m**

1936	Berlin	Syrovátka, Wladimir	Czechoslovakia	4:50.1
		Brzak, Jan		
1948	London	Brzak, Jan	Czechoslovakia	5:07.1
		Kudrna, Bohumil		

1952	Helsinki	Rasch, Bent Haunstoft, Finn	Denmark	4:38.3
1956	Melbourne	Dumitru, Alexe Ismailciuc, Simion	Romania	4:47.4
1960	Rome	Geishtor, Leonid Makarenko, Sergei	USSR	4:17.0
1964	Tokyo	Khimich, Andrey Oschepkov, Stepan	USSR	4:04.7
1968	Mexico City	Patzaichin, Ivan Çovaliov, Sergei	Romania	4:07.2
1972	München	Cesiūnas, Vladas Lobanov, Yuri	USSR	3:52.6

#### SPRINT, WOMEN

##### **Kayak single, 500 m**

1948	London	Hoff, Karen	Denmark	2:31.9
1952	Helsinki	Saimo, Sylvi	Finland	2:18.4
1956	Melbourne	Dementyeva, Yelisaveta	USSR	2:18.9
1960	Rome	Seredina, Antonia	USSR	2:08.1
1964	Tokyo	Khvedosyuk, Ljudmila	USSR	2:12.9
1968	Mexico City	Pinayeva, Ludmila	USSR	2:11.1
1972	München	Ryabchinskaya, Yulia	USSR	2:03.2

##### **Kayak pair, 500 m**

1960	Rome	Shubina, Maria Seredina, Antonia	USSR	1:54.8
1964	Tokyo	Esser, Roswitha Zimmermann, Annemarie	GER (EUA)	1:57.0
1968	Mexico City	Esser, Roswitha Zimmermann, Annemarie	FRG	1:56.4
1972	München	Pinaeva, Lyudmila Kuryshko, Ekaterina	USSR	1:53.5

#### SLALOM, MEN

##### **Kayak single**

1972	München	Horn, Siegbert	GDR	
------	---------	----------------	-----	--

##### **Canadian single**

1972	München	Eiben, Reinhard	GDR	
------	---------	-----------------	-----	--

##### **Canadian pair**


1972	München	Hofmann, Walter Amend, Rolf-Dieter	GDR	
------	---------	---------------------------------------	-----	--

#### SLALOM, WOMEN

##### **Kayak single**

1972	München	Bahmann, Angelika	GDR	
------	---------	-------------------	-----	--

SPRINT, MEN  
**Kayak single – 1,000 m** (24 participants)



HEATS – September 5th  
 HEAT 1

Place	Country	Name	Time
1	TCH	Soucek, Ladislav	4:04.07
2	SWE	Peterson, Rolf	4:04.76
3	CAN	Oldershaw, Dean	4:07.52
4	CUB	Gilbert, Edicto	4:09.32
5	AUT	Pfaff, Günther	4:10.17
6	FRG	Guse, Bernd	4:13.16
7	GBR	Oliver, John	4:18.53
8	JPN	Sato, Tadamasa	4:27.78
	BUL	Tchilingirov, Vassil	DNF

HEAT 2

Place	Country	Name	Time
1	BEL	Burny, Jean-Pierre	3:58.89
2	HUN	Csapó, Géza	3:59.88
3	FIN	Nummisto, Ilkka	4:01.20
4	DEN	Hansen, Erik	4:07.72
5	NZL	Cooper, Donald	4:12.45
6	CIV	N'gama, N'gama	4:12.90
7	MEX	Soto, Hermelindo	4:18.31

HEAT 3

Place	Country	Name	Time
1	USSR	Shaparenko, Aleksandr	4:02.60
2	GDR	Mattern, Joachim	4:02.68
3	POL	Sledziewski, Grzegorz	4:03.40
4	ROU	Dragulschi, Ion	4:04.17
5	AUS	Southwood, John Allen	4:12.93
6	ITA	Chiostrri, Mauro	4:15.75
7	USA	Mitchell, Robert	4:15.76
8	IRL	Watkins, Howard	4:15.85

REPECHAGES – September 7th  
 REPECHAGE 1

Place	Country	Name	Time
1	NZL	Cooper, Donald	4:02.48
2	CUB	Gilbert, Edicto	4:04.45
3	GBR	Oliver, John	4:04.69
4	ITA	Chiostrri, Mauro	4:06.75

REPECHAGE 2

Place	Country	Name	Time
1	DEN	Hansen, Erik	3:53.86
2	AUS	Southwood, John Allen	3:57.91
3	IRL	Watkins, Howard	4:04.88
4	MEX	Soto, Hermelindo	4:12.65
5	FRG	Guse, Bernd	4:46.29

REPECHAGE 3

Place	Country	Name	Time
1	AUT	Pfaff, Günther	4:01.07
2	ROU	Dragulschi, Ion	4:01.40
3	CIV	N'gama, N'gama	4:02.28
4	USA	Mitchell, Robert	4:02.43
5	JPN	Sato, Tadamasa	4:11.48

SEMI-FINALS – September 8th

SEMI-FINAL 1

Place	Country	Name	Time
1	HUN	Csapó, Géza	3:54.96
2	POL	Sledziewski, Grzegorz	3:55.45
3	TCH	Soucek, Ladislav	3:55.74
4	AUS	Southwood, John Allen	3:57.46
5	NZL	Cooper, Donald	4:01.97
6	CIV	N'gama, N'gama	4:02.40

SEMI-FINAL 2

Place	Country	Name	Time
1	DEN	Hansen, Erik	3:51.12
2	BEL	Burny, Jean-Pierre	3:52.06
3	GDR	Mattern, Joachim	3:54.24
4	ROU	Dragulschi, Ion	3:58.25
5	CAN	Oldershaw, Dean	3:59.23
6	GBR	Oliver, John	4:01.38


SEMI-FINAL 3

Place	Country	Name	Time
1	USSR	Shaparenko, Aleksandr	3:52.14
2	SWE	Peterson, Rolf	3:53.75
3	FIN	Nummisto, Ilkka	3:54.48
4	AUT	Pfaff, Günther	3:57.70
5	CUB	Gilbert, Edicto	3:59.77
6	IRL	Watkins, Howard	4:00.77

FINAL – September 9th

Place	Country	Name	Time
1	USSR	Shaparenko, Aleksandr	3:48.06
2	SWE	Peterson, Rolf	3:48.35
3	HUN	Csapó, Géza	3:49.38
4	BEL	Burny, Jean-Pierre	3:50.29
5	TCH	Soucek, Ladislav	3:51.05
6	GDR	Mattern, Joachim	3:51.94
7	DEN	Hansen, Erik	3:52.15
8	POL	Sledziewski, Grzegorz	3:53.22
9	FIN	Nummisto, Ilkka	3:54.10

SPRINT, MEN  
**Kayak pair – 1,000 m (25 teams)**



HEATS – September 5th  
 HEAT 1

Place	Country	Name		Time
1	HUN	Deme, József	Rátkai, János	3:41.63
2	AUT	Pfaff, Günther	Hediger, Helmut	3:43.34
3	BUL	Tchilingirov, Vassil	Dønkov, Alexander	3:45.06
4	DEN	Sorensen, Jens Chr.	Andersen, Jørgen	3:46.32
5	FRA	Cordebois, Jean-Pierre	Niquet, Didier	3:52.12
6	AUS	Powell, Adrian Francis	Johnson, Graham William	3:53.23
7	ESP	Menendez, Herminio	Esteban, Jose-Maria	3:53.92
8	CUB	Gilbert, Edicto	Chirino, Rogelio	3:57.41
9	IRL	Watkins, Howard	Connell O. Brendan	3:59.04

HEAT 2

Place	Country	Name		Time
1	GDR	Kurth, Rainer	Slatnow, Alexander	3:46.05
2	POL	Szuskiewicz, Wladyslaw	Piszcz, Rafal	3:48.13
3	ITA	Malacarne, Paolo	de Santis, Francesco	3:50.06
4	CAN	Barré, Denis	Barré, Jean	3:51.30
5	GBR	Parnham, Douglas	Avery, Robin	3:51.93
6	SWE	Andersson, Berndt	Berglund, Bo	3:54.75
7	USA	Brosius, John	Whitney, Alan	3:55.38
8	YUG	Ohmut, Ivan	Kralj, Milos	4:23.20

HEAT 3

Place	Country	Name		Time
1	USSR	Gorbachev, Nikolai	Kratasyuk, Viktor	3:42.18
2	ROU	Cosnita, Costel	Simiocenco, Vasile	3:43.33
3	FRG	Riemenschneider, Jürgen	Mattern, Horst	3:45.78
4	BEL	Moens, Marc	Naegels, Herman	3:47.02
5	NZL	Cooper, Donald	Dooney, Tom	3:56.48
6	MEX	Soriano, Gilberto	Flores Horacio	4:03.99
7	CIV	Koffi, Baugré Barthélémy	Gnamia Mboule, Paul	4:04.00
	NOR	Wesche, Terje	Blom, Per Conrad Soren	DNS

REPECHAGES – September 7th  
 REPECHAGE 1

Place	Country	Name		Time
1	DEN	Sørensen, Jens Chr.	Andersen, Jørgen	3:40.52
2	ESP	Menendez, Herminio	Esteban, Jose-Maria	3:40.54
3	GBR	Parnham, Douglas	Avery, Robin	3:40.65
4	IRL	Watkins, Howard	Connell O. Brendan	3:45.18
5	NZL	Cooper, Donald	Dooney, Tom	3:45.65
6	YUG	Ohmut, Ivan	Kralj, Milos	3:46.05

REPECHAGE 2

Place	Country	Name		Time
1	AUS	Powell, Adrian Francis	Johnson, Graham William	3:41.77
2	USA	Brosius, John	Whitney, Alan	3:47.91
3	CAN	Barré, Denis	Barré, Jean	3:49.48
4	CIV	Koffi Baugré, Barthélémy	Gnamia Mboule, Paul	3:54.03

### REPECHAGE 3

Place	Country	Name		Time
1	FRA	Cordebois, Jean-Pierre	Niquet, Didier	3:40.44
2	BEL	Moens, Marc	Naegels, Herman	3:41.23
3	SWE	Andersson, Berndt	Berglund, Bo	3:42.93
4	CUB	Gilbert, Edicto	Chirino, Rogelio	3:44.15
5	MEX	Soriano, Gilberto	Flores, Horacio	3:50.61

### SEMI-FINALS – September 8th

#### SEMI-FINAL 1

Place	Country	Name		Time
1	HUN	Deme, József	Rátkai, János	3:30.71
2	POL	Szuskiewicz, Wladyslaw	Piszcz, Rafal	3:34.50
3	FRG	Riemenschneider, Jürgen	Mattern, Horst	3:35.18
4	DEN	Sørensen, Jens Chr.	Andersen, Jørgen	3:38.61
5	SWE	Andersson, Berndt	Berglund, Bo	3:41.64
6	USA	Brosius, John	Whitney, Alan	3:46.43

#### SEMI-FINAL 2

Place	Country	Name		Time
1	GDR	Kurth, Rainer	Slatnow, Alexander	3:32.82
2	ROU	Cosnita, Costel	Simiocenco, Vasile	3:34.60
3	BUL	Tchilingirov, Vassil	Donkov, Alexander	3:36.39
4	AUS	Powell, Adrian Francis	Johnson, Graham William	3:36.40
5	GBR	Parnham, Douglas	Avery, Robin	3:39.36
6	BEL	Moens, Marc	Naegels, Herman	3:42.52

#### SEMI-FINAL 3


Place	Country	Name		Time
1	USSR	Gorbachev, Nikolai	Kratasyuk, Viktor	3:30.69
2	AUT	Pfaff, Günther	Hediger, Helmut	3:34.09
3	FRA	Cordebois, Jean-Pierre	Niquet, Didier	3:35.21
4	ESP	Menendez, Herminio	Esteban, Jose-Maria	3:35.46
5	CAN	Barré, Denis	Barré, Jean	3:38.56
6	ITA	Malacarne, Paolo	de Santis, Francesco	3:40.06

### FINAL – September 9th

Place	Country	Name		Time
1	USSR	Gorbachev, Nikolai	Kratasyuk, Viktor	3:31.23
2	HUN	Deme, József	Rátkai, János	3:32.00
3	POL	Szuskiewicz, Wladyslaw	Piszcz, Rafal	3:33.83
4	GDR	Kurth, Rainer	Slatnow, Alexander	3:34.16
5	ROU	Cosnită, Costel	Simiocenco, Vasile	3:35.66
6	FRA	Cordebois, Jean-Pierre	Niquet, Didier	3:36.51
7	AUT	Pfaff, Günther	Hediger, Helmut	3:36.61
8	FRG	Riemenschneider, Jürgen	Mattern, Horst	3:38.67
9	BUL	Tchilingirov, Vassil	Donkov, Alexander	3:45.40



SPRINT, MEN  
**Kayak four – 1,000 m** (20 teams)



HEATS – September 5th  
 HEAT 1

Place	Country	Name		Time
1	ROU	Vernescu, Aurel Vartolomeu, Roman	Zafiu, Mihai Sciotnic, Atanase	3:16.15
2	FRG	Blass, Rudolf Hennés, Rainer	Fischer, Eberhard Pasch, Hans-Erich	3:18.42
3	SWE	Andersson, Lars Larsson, Per	Utterberg, Gunnar Nilsson, Hans	3:19.69
4	ITA	Ughi, Alberto Pedretti, Mario	Congiu, Pierangelo Perri, Oreste	3:19.77
5	GBR	Avery, Robin Lawler, Peter	Parnham, Douglas Oliver, John	3:26.85
6	HUN	Szabó, István Bakó, Zoltán	Várhelyi, Péter Vargha, Csongor	3:29.65
7	USA	van Dyke, John Rogosheske, Philip	Welborn, Jerry Kelly, Stephen	3:32.94

HEAT 2

Place	Country	Name		Time
1	USSR	Filatov, Yuri Morozov, Volodymyr	Stetsenko, Yuri Didenko, Valeri	3:18.35
2	GDR	Thiede, Volkmar Laabs, Herbert	Augustin, Eduard Mattern, Joachim	3:18.85
3	YUG	Suvacki, Zlatomir Kralj, Milos	Ohmut, Ivan Filipovic, Dusan	3:22.98
4	BEL	Broeckx, Jos D'Haese, Jean-Marie	T'Joncke, Roger Stinckens, Paul	3:23.31
5	AUS	Green, Dennis Allan Fox, Rodney John	Heussner, Dennis Norman Jeffery, Gordon George	3:24.63
6	CAN	Barré, Denis Oldershaw, Dean	Barré, Jean Reardon, Jim	3:29.75
7	MEX	Soto, Hermelindo Flores, Horacio	Soriano, Gilberto Amezcu, Alejandro	3:34.38

HEAT 3

Place	Country	Name		Time
1	NOR	Søby, Egil Wike Berger, Tore	Amundsen, Steinar Johansen, Jan	3:19.12
2	POL	Niewiadomski, Zbigniew Tomyslak, Zdzislaw	Dziadkowiec, Jerzy Matysiak, Andrzej	3:24.59
3	FIN	Markkanen, Kari Nummisto, Ilkka	Mäkelä, Heikki Lehtosalo, Jorma	3:26.90
4	TCH	Soucek, Ladislav Kadnár, Lubomir	Bohutínsky, Zdenek Kvasil, Pavel	3:27.62
5	AUT	Seibold, Gerhard Rodinger, Heinz	Heubusch, Kurt Zechmeister, Alfred	3:27.77
6	ESP	Menendez, Herminio Sanz, Javier	Lopez, Alvaro Esteban, Jose-Maria	3:34.19

REPECHAGES – September 7th

REPECHAGE 1

Place	Country	Name	Time	
1	HUN	Szabó, István Bakó, Zoltán	Várhelyi, Péter Vargha, Csongor	3:14.35
2	ITA	Ughi, Alberto Pedretti, Mario	Congiu, Pierangelo Perri, Oreste	3:15.68
3	AUS	Green, Dennis Allan Fox, Rodney John	Heussner, Dennis Norman Jeffery, Gordon George	3:16.24
4	ESP	Menendez, Herminio Sanz, Javier	Lopez, Alvaro Esteban, Jose-Maria	3:18.80
5	AUT	Seibold, Gerhard Rodinger, Heinz	Heubusch, Kurt Zechmeister, Alfred	3:21.97
6	MEX	Soto, Hermelindo Flores, Horacio	Soriano, Gilberto Amezcuca, Alejandro	3:31.65

REPECHAGE 2

Place	Country	Name	Time	
1	TCH	Soucek, Ladislav Kadnár, Lubomir	Bohutinsky, Zdeněk Kvasil, Pavel	3:17.39
2	BEL	Broeckx, Jos D'Haese, Jean-Marie	T'Joncke, Roger Stinckens, Paul	3:18.63
3	CAN	Barré, Denis Oldershaw, Dean	Barré, Jean Reardon, Jim	3:19.77
4	USA	van Dyke, John Rogosheske, Philip	Welborn, Jerry Kelly, Stephen	3:22.89
5	GBR	Avery, Robin Lawler, Peter	Parnham, Douglas Oliver, John	3:26.20

SEMI-FINALS – September 8th

SEMI-FINAL 1

Place	Country	Name	Time	
1	ROU	Vernescu, Aurel Vartolomeu, Roman	Zafiu, Mihai Sciotnic, Atanase	3:09.98
2	FIN	Markkanen, Kari Nummisto, Ilkka	Mäkelä, Heikki Lehtosalo, Jorma	3:11.15
3	HUN	Szabó, István Bakó, Zoltán	Várhelyi, Péter Vargha, Csongor	3:11.24
4	GDR	Thiede, Volkmar Laabs, Herbert	Augustin, Eduard Mattern, Joachim	3:11.65
5	CAN	Barré, Denis Oldershaw, Dean	Barré, Jean Reardon, Jim	3:20.53

SEMI-FINAL 2

Place	Country	Name	Time	
1	USSR	Filatov, Yuri Morozov, Volodymyr	Stetsenko, Yuri Didenko, Valeri	3:09.68
2	SWE	Andersson, Lars Larsson, Per	Utterberg, Gunnar Nilsson, Hans	3:10.65
3	TCH	Soucek, Ladislav Kadnár, Lubomir	Bohutinsky, Zdeněk Kvasil, Pavel	3:11.57
4	POL	Niewiadomski, Zbigniew Tomyslak, Zdzislaw	Dziadkowiec, Jerzy Matysiak, Andrzej	3:12.46
5	AUS	Green, Dennis Allan Fox, Rodney John	Heussner, Dennis Norman Jeffery, Gordon George	3:13.76


## SEMI-FINAL 3

Place	Country	Name		Time
1	NOR	Søby, Egil Wike	Amundsen, Steinar	3:08.71
2	FRG	Berger, Tore Blass, Rudolf	Johansen, Jan Fischer, Eberhard	3:09.71
3	ITA	Hennés, Rainer Ughi, Alberto	Pasch, Hans-Erich Congiu, Pierangelo	3:09.89
4	BEL	Pedretti, Mario Broeckx, Jos	Perri, Oreste T'Joncke, Roger	3:10.70
5	YUG	D'Haese, Jean-Marie Suvacki, Zlatomir	Stinckens, Paul Ohmut, Ivan	3:11.21
		Kralj, Milos	Filipovic, Dusan	

## FINAL – September 9th

Place	Country	Name		Time
1	USSR	Filatov, Yuri	Stetsenko, Yuri	3:14.02
2	ROU	Morozov, Volodymyr Vernescu, Aurel	Didenko, Valeri Zafiu, Mihai	3:15.07
3	NOR	Vartolomeu, Roman Søby, Egil Wike	Sciotnic, Atanase Amundsen, Steinar	3:15.27
4	ITA	Berger, Tore Ughi, Alberto	Johansen, Jan Congiu, Pierangelo	3:15.60
5	FRG	Pedretti, Mario Blass, Rudolf	Perri, Oreste Fischer, Eberhard	3:16.63
6	HUN	Hennes, Rainer Szabó, István	Pasch, Hans-Erich Vérhelyi, Péter	3:16.88
7	FIN	Bakó, Zoltán Markkanen, Kari	Vargha, Csongor Mäkelä, Heikki	3:16.92
8	SWE	Nummisto, Ilkka Andersson, Lars	Lehtosalo, Jorma Utterberg, Gunnar	3:17.39
9	TCH	Larsson, Per Soucek, Ladislav	Nilsson, Hans Bohutinsky, Zdeněk	3:20.22
		Kadnér, Lubomír	Kvasil, Pavel	

SPRINT, MEN  
**Canadian single – 1,000 m** (13 participants)



HEATS – September 5th  
 HEAT 1

Place	Country	Name	Time
1	HUN	Wichmann, Tamás	4:29.01
2	BUL	Lubenov, Boris	4:32.03
3	POL	Opara, Jerzy	4:32.39
4	MEX	Altamirano, Roberto	4:34.52
5	USA	Toro, Andras	4:39.92
6	TCH	Ctvrtecka, Jiri	4:54.56
7	CAN	Wood, John	4:56.70

HEAT 2

Place	Country	Name	Time
1	FRG	Lewe, Detlef	4:31.79
2	USSR	Yurchenko, Vassili	4:33.34
3	GDR	Weise, Dirk	4:41.04
4	FRA	Millot, Jean-François	4:52.30
5	JPN	Yamaguchi, Tetsumasa	4:53.66
6	ROU	Patzaichin, Ivan	6:34.65


SEMI-FINAL – September 8th

Place	Country	Name	Time
1	ROU	Patzaichin, Ivan	4:11.90
2	TCH	Ctvrtecka, Jiri	4:14.99
3	MEX	Altamirano, Roberto	4:15.24
4	FRA	Millot, Jean-François	4:20.70
5	CAN	Wood, John	4:24.40
6	USA	Toro, Andras	4:25.23
7	JPN	Yamaguchi, Tetsumasa	4:36.34

FINAL – September 9th

Place	Country	Name	Time
1	ROU	Patzaichin, Ivan	4:08.94
2	HUN	Wichmann, Tamás	4:12.42
3	FRG	Lewe, Detlef	4:13.63
4	GDR	Weise, Dirk	4:14.38
5	USSR	Yurchenko, Vassili	4:14.43
6	BUL	Lubenov, Boris	4:14.65
7	TCH	Ctvrtecka, Jiri	4:14.98
8	MEX	Altamirano, Roberto	4:20.39
9	POL	Opara, Jerzy	4:21.05

SPRINT, MEN  
**Canadian pair – 1,000 m** (16 teams)



HEATS – September 5th  
 HEAT 1

Place	Country	Name	Time
1	USSR	Cesiūnas, Vladas	4:07.73
2	FRG	Hoffmann, Peter	4:08.89
3	CAN	Wood, John	4:12.35
4	MEX	Martinez, Juan	4:13.94
5	POL	Zukowski, Jan	4:27.97
6	FRAU	Acart, Alain	4:30.78
7	JPN	Hata, Mitsuhide	4:34.13
8	CIV	Sedji, Daniel	4:38.91

HEAT 2

Place	Country	Name	Time
1	ROU	Patzaichin, Ivan	4:09.21
2	GDR	Weise, Dirk	4:12.95
3	BUL	Damianov, Fedia	4:14.47
4	SWE	Lindelöf, Bernt	4:14.67
5	HUN	Darvas, Miklós	4:14.69
6	USA	Mühlen, Roland	4:16.50
7	TCH	Mokry, Petr	4:31.21
8	DEN	Mathiassen, Lennart	4:39.50

REPECHAGES – September 7th  
 REPECHAGE 1

Place	Country	Name	Time
1	HUN	Darvas, Miklós	3:54.79
2	TCH	Mokry, Petr	3:56.19
3	MEX	Martinez, Juan	3:58.20
4	FRA	Acart, Alain	3:58.24
5	CIV	Sedji, Daniel	4:25.59

REPECHAGE 2

Place	Country	Name	Time
1	SWE	Lindelöf, Bernt	4:01.42
2	USA	Mühlen, Roland	4:02.01
3	POL	Zukowski, Jan	4:05.42
4	DEN	Mathiassen, Lennart	4:06.30
5	JPN	Hata, Mitsuhide	4:10.14

SEMI-FINALS – September 8th  
 SEMI-FINAL 1

Place	Country	Name	Time
1	USSR	Cesiūnas, Vladas	3:51.96
2	SWE	Lindelöf, Bernt	3:52.47
3	BUL	Damianov, Fedia	3:53.72
4	MEX	Martinez, Juan	3:56.71

## SEMI-FINAL 2

Place	Country	Name		Time
1	ROU	Patzaichin, Ivan	Covaliov, Sergei	3:51.43
2	USA	Mühlen, Roland	Weigand, Andreas	3:52.25
3	TCH	Mokry, Petr	Scheder, Karel	3:53.15
4	CAN	Wood, John	Lee, Scott	4:02.67


## SEMI-FINAL 3

Place	Country	Name		Time
1	GDR	Weise, Dirk	Lichtenberg, Dieter	3:52.66
2	FRG	Hoffmann, Peter	Glaser, Hermann	3:53.54
3	HUN	Darvas, Milós	Povázsay, Péter	3:59.73
4	POL	Zukowski, Jan	Gronowicz, Andrzej	4:01.40

## FINAL – September 9th

Place	Country	Name		Time
1	USSR	Cesiūnas, Vladas	Lobanov, Yuri	3:52.60
2	ROU	Patzaichin, Ivan	Covaliov, Serghei	3:52.63
3	BUL	Damianov, Fedia	Bourtchin, Ivan	3:58.10
4	FRG	Hoffmann, Peter	Glaser, Hermann	3:59.24
5	HUN	Darvas, Miklós	Povázsay, Péter	4:00.42
6	USA	Mühlen, Roland	Weigand, Andréas	4:01.28
7	GDR	Weise, Dirk	Lichtenberg, Dieter	4:01.50
8	SWE	Lindelöf, Bernt	Zeidlitz, Eric	4:01.60
9	TCH	Mokry, Petr	Scheder, Karel	4:02.05

SPRINT, WOMEN  
**Kayak single – 500 m** (15 participants)



HEATS – September 5th  
 HEAT 1

Place	Country	Name	Time
1	USSR	Ryabchinskaya, Yulia	2:09.27
2	SWE	Svensson, Ingmarie	2:11.63
3	ROU	Nichiforov, Marie	2:12.27
4	USA	Smoke, Marcia	2:12.43
5	POL	Szydłowska, Stanisława	2:14.75
6	CAN	Homer-Dixon, Marjorie	2:17.38
7	GBR	Rouse, Jane	2:19.75
8	IRL	McQuaid, Ann	2:32.64

HEAT 2

Place	Country	Name	Time
1	NED	Jaapies, Mieke	2:12.86
2	HUN	Pfeffer, Anna	2:13.51
3	FRG	Pepinhege, Irène	2:14.34
4	GDR	Müller, Bettina	2:15.15
5	DEN	Olsen, Kate	2:16.44
6	FRA	Gaud, France	2:23.29
7	BUL	Petrova, Natasha	2:25.49

REPECHAGES – September 7th  
 REPECHAGE 1

Place	Country	Name	Time
1	USA	Smoke, Marcia	2:06.19
2	DEN	Olsen, Kate	2:07.92
3	CAN	Homer-Dixon, Marjorie	2:10.79
4	BUL	Petrova, Natasha	2:19.66
5	IRL	McQuaid, Ann	2:24.56

REPECHAGE 1

Place	Country	Name	Time
1	GDR	Müller, Bettina	2:08.92
2	POL	Szydłowska, Stanisława	2:10.04
3	FRA	Gaud, France	2:12.94
4	GBR	Rouse, Jane	2:13.35

SEMI-FINALS – September 8th  
 SEMI-FINAL 1

Place	Country	Name	Time
1	USSR	Ryabchinskaya, Yulia	2:04.67
2	FRG	Pepinhege, Irene	2:05.86
3	GDR	Müller, Bettina	2:07.90
4	CAN	Homer-Dixon, Marjorie	2:12.51

## SEMI-FINAL 2

Place	Country	Name	Time
1	NED	Jaapies, Mieke	2:04.64
2	ROU	Nichiforov, Maria	2:05.23
3	DEN	Olsen, Kate	2:06.20
4	POL	Szydłowska, Stanisława	2:08.89

## SEMI-FINAL 3


Place	Country	Name	Time
1	HUN	Pfeffer, Anna	2:07.15
2	USA	Smoke, Marcia	2:09.13
3	SWE	Svensson, Ingmarie	2:11.21
4	FRA	Gaud, France	2:15.21

## FINAL – September 9th

Place	Country	Name	Time
1	USSR	Ryabchinskaya, Yulia	2:03.17
2	NED	Jaapies, Mieke	2:04.03
3	HUN	Pfeffer, Anna	2:05.50
4	FRG	Pepinhege, Irene	2:06.55
5	GDR	Müller, Bettina	2:06.85
6	ROU	Nichiforov, Maria	2:07.13
7	DEN	Olsen, Kate	2:07.16
8	SWE	Svensson, Ingmarie	2:07.61
9	USA	Smoke, Marcia	2:07.98



SPRINT, WOMEN  
**Kayak pair – 500 m** (12 teams)



HEATS – September 5th  
 HEAT 1

Place	Country	Name		Time
1	USSR	Pinaeva, Lyudmila	Kuryshko, Ekaterina	2:00.31
2	GDR	Kaschube, Ilse	Grabowski, Petra	2:00.96
3	HUN	Pfeffer, Anna	Hollosy, Katalin	2:01.87
4	POL	Antonowicz, Izabela	Grajkowska, Ewa	2:04.30
5	BUL	Petrova, Natasha	Koleva, Petrana	2:05.16
6	CAN	Homer-Dixon, Marjorie	Hunt Claudia	2:11.24

HEAT 2

Place	Country	Name		Time
1	ROU	Nichiforov, Maria	Dumitru, Viorica	1:59.59
2	FRG	Esser, Roswitha	Breuer, Renate	2:00.32
3	NED	Jaapies, Mieke	van der Holst, Maria	2:03.33
4	TCH	Fridrichová, Anastazie	Kaplanová, Oldriska	2:06.73
5	GBR	Woodhouse, Helen	Renshaw, Pamela	2:10.22
6	USA	Purves, Nancy	Murray, Linda	2:11.50

SEMI-FINAL – September 8th

Place	Country	Name		Time
1	POL	Antonowicz, Izabella	Grajkowska, Ewa	1:55.50
2	BUL	Petrova, Natasha	Koleva, Petrana	1:57.31
3	TCH	Fridrichova, Anastazie	Kaplanová, Oldriska	1:58.25
4	USA	Purves, Nancy	Murray, Linda	2:01.27
5	CAN	Homer-Dixon, Marjorie	Hunt, Claudia	2:03.60
6	GBR	Woodhouse, Helen	Renshaw, Pamela	2:04.44

FINAL – September 9th

Place	Country	Name		Time
1	USSR	Pinaeva, Lyudmila	Kuryshko, Ekaterina	1:53.50
2	GDR	Kaschube, Ilse	Grabowski, Petra	1:54.30
3	ROU	Nichiforov, Maria	Dumitru, Viorica	1:55.01
4	HUN	Pfeffer, Anna	Hollosy, Katalin	1:55.12
5	FRG	Esser, Roswitha	Breuer, Renate	1:55.64
6	POL	Antonowicz, Izabela	Grajkowska, Ewa	1:57.45
7	NED	Jaapies, Mieke	van der Holst, Maria	1:58.11
8	BUL	Petrova, Natasha	Koleva, Petrana	1:59.40
9	TCH	Fridrichova, Anastazie	Kaplanová, Oldriska	1:59.84



## MEDAL SUMMARY (SPRINT)

### Men's events

Event	Gold	Silver	Bronze
C-1 1000 m	Ivan Patzaichin Romania (ROU)	Tamás Wichmann Hungary (HUN)	Detlef Lewe West Germany (FRG)
C-2 1000 m	Vladas Cesiūnas Yuri Lobanov Soviet Union (USSR)	Ivan Patzaichin Serghei Covaliov Romania (ROU)	Ivan Burtchin Fedia Damianov Bulgaria (BUL)
K-1 1000 m	Aleksandr Shaparenko Soviet Union (USSR)	Rolf Peterson Sweden (SWE)	Géza Csapó Hungary (HUN)
K-2 1000 m	Nikolai Gorbachev Viktor Kratasyuk Soviet Union (USSR)	József Deme János Rátkai Hungary (HUN)	Władysław Szuszkiewicz Rafał Piszcz Poland (POL)
K-4 1000 m	Yuri Filatov Yuri Stetsenko Volodymyr Morozov Valeri Didenko Soviet Union (USSR)	Aurel Vernescu Mihai Zafiu Roman Vartolomeu Atanase Sciotnic Romania (ROU)	Egil Søyby Steinar Amundsen Tore Berger Jan Johansen Norway (NOR)


### Women's events

Event	Gold	Silver	Bronze
K-1 500 m	Yulia Ryabchinskaya Soviet Union (USSR)	Mieke Jaapies Netherlands (NED)	Anna Pfeffer Hungary (HUN)
K-2 500 m	Lyudmila Pinaeva Ekaterina Kuryshko Soviet Union (USSR)	Ilse Kaschube Petra Grabowsky East Germany (GDR)	Maria Nichiforov Viorica Dumitru Romania (ROU)

## MEDAL TABLE (SPRINT)

Rank	Nations	Medals			Total
		Gold	Silver	Bronze	
1	Soviet Union (USSR)	6	0	0	6
2	Romania (ROU)	1	2	1	4
3	Hungary (HUN)	0	2	2	4
4	East Germany (GDR)	0	1	0	1
	Netherlands (NED)	0	1	0	1
	Sweden (SWE)	0	1	0	1
7	West Germany (FRG)	0	0	1	1
	Bulgaria (BUL)	0	0	1	1
	Norway (NOR)	0	0	1	1
	Poland (POL)	0	0	1	1
<b>Overall:</b>		<b>7</b>	<b>7</b>	<b>7</b>	<b>21</b>


SLALOM, MEN  
**Kayak single** (37 participants from 14 countries)



HEATS – August 28th

Place	Country	Name	HEAT 1		Total	HEAT 2		Total	Result
			time	points		time	points		
1	GDR	Horn, Siegbert	263,20	100	363,20	258,56	+10	268,56	<b>268,56</b>
2	AUT	Sattler, Norbert	260,76	+10	270,76	261,31	40	301,31	<b>270,76</b>
3	GDR	Gimpel, Harald	268,11	30	298,11	257,95	+20	277,95	<b>277,95</b>
4	FRG	Peters, Ulrich	252,82	+30	282,82	263,10	30	293,10	<b>282,82</b>
5	FRG	Baum, Alfred	258,01	+30	288,01	270,72	120	390,72	<b>288,01</b>
6	TCH	Havlicek, Marian	261,69	140	401,69	249,56	+40	289,56	<b>289,56</b>
7	USA	Evans, Eric	266,34	+30	296,34	259,15	40	299,15	<b>296,34</b>
8	GDR	Bremer, Jürgen	268,50	140	408,50	263,15	+40	303,15	<b>303,15</b>
9	YUG	Spasovski, Mile	286,71	+20	306,71	274,15	80	354,15	<b>306,71</b>
10	AUT	Presslmayr, Kurt	272,10	50	322,10	291,36	+20	311,36	<b>311,36</b>
11	FRA	Maccari, Patrick	261,40	+50	311,40	249,10	120	369,10	<b>311,40</b>
12	ITA	d'Angelo, Roberto	270,44	110	380,44	284,21	+30	314,21	<b>314,21</b>
13	SUI	Heiz, Edi	260,67	70	330,67	256,74	+60	316,74	<b>316,74</b>
14	POL	Stanuch, Jerzy	277,09	+40	317,09	270,52	210	480,52	<b>317,09</b>
15	AUT	Schlecht, Hans	269,19	110	379,19	279,60	+40	319,60	<b>319,60</b>
16	FRA	Koehlin, Eric	279,17	90	369,17	280,87	+50	330,87	<b>330,87</b>
17	ITA	di Stazio, Mario	286,04	+50	336,04	302,13	80	382,13	<b>336,04</b>
18	ITA	d'Angelo, Giuseppe	295,03	120	415,03	307,49	+30	337,49	<b>337,49</b>
19	USA	Holland, John	265,19	80	345,19	277,82	+60	337,82	<b>337,82</b>
20	TCH	Oufednik, Vlastimil	268,10	+70	338,10	285,92	160	445,92	<b>338,10</b>
21	FRA	Colombe, Alain	319,52	120	439,52	289,54	+50	339,54	<b>339,54</b>
22	GBR	Mitchell, David	283,02	+60	343,02	300,62	60	360,62	<b>343,02</b>
23	POL	Gawronski, Wojciech	293,10	+50	343,10	295,11	60	355,11	<b>343,10</b>
24	IRL	Collins, Gerard	322,13	200	522,13	297,95	+50	347,95	<b>347,95</b>
25	YUG	Dubravko, Matakovic	283,26	100	383,26	311,06	+40	351,06	<b>351,06</b>
26	FRG	Gerlach, Jürgen	251,10	+110	361,10	282,41	80	362,41	<b>361,10</b>
27	SUI	Bäni, Peter	277,41	+100	377,41	277,41	150	427,41	<b>377,41</b>
28	USA	Campbell, Sandy	280,62	220	500,62	311,99	+70	381,99	<b>381,99</b>
29	YUG	Ibramimbegovic, Zlatan	277,81	150	427,81	250,07	+140	390,07	<b>390,07</b>
30	GBR	MacLeod, John	287,85	160	447,85	278,99	+120	398,99	<b>398,99</b>
31	USSR	Naskidashvili, Gogi	369,60	110	479,60	314,36	+90	404,36	<b>404,36</b>
32	GBR	Calverley, Raymond	280,65	180	460,65	280,80	+130	410,80	<b>410,80</b>
33	SUI	Hasler, Hanspeter	323,95	+100	423,95	304,68	140	444,68	<b>423,95</b>
34	CAN	Munshaw, Eric	304,08	+130	434,08	396,60	140	536,60	<b>434,08</b>
35	CAN	Poenn, Heinz	309,91	160	469,91	319,28	+140	459,28	<b>459,28</b>
36	JPN	Okada, Shoken	366,78	+130	496,78				<b>496,78</b>
37	CAN	Kerckhoff, Hermann	290,54	350	640,54	305,46	+290	595,46	<b>595,46</b>


SLALOM, MEN  
**Canadian single** (22 participants from 9 countries)



HEATS – August 28th

Place	Country	Name	HEAT 1		Total	HEAT 2		Total	Result
			time	points		time	points		
1	GDR	Eiben, Reinhard	277,50	50	327,50	285,84	+30	315,84	<b>315,84</b>
2	FRG	Kauder, Reinold	307,89	+20	327,89	320,31	30	350,31	<b>327,89</b>
3	USA	McEwan, Jamie	331,52	90	421,52	295,95	+40	335,95	<b>335,95</b>
4	GDR	Förster, Jochen	284,42	+70	354,42	295,45	70	365,45	<b>354,42</b>
5	FRG	Peters, Wolfgang				286,25	+70	356,25	<b>356,25</b>
6	GDR	Köhler, Jürgen	312,88	+60	372,88	327,70	120	447,70	<b>372,88</b>
7	TCH	Tresuak, Karel	298,70	120	418,70	315,07	+70	385,07	<b>385,07</b>
8	TCH	Sodomka, Petr	301,11	+90	391,11	298,83	100	398,83	<b>391,11</b>
9	TCH	Pulec, Zbyněk	351,46	200	551,46	331,38	+60	391,38	<b>391,38</b>
10	USA	Morrison, Angus	293,77	+100	393,77	332,88	150	482,88	<b>393,77</b>
11	USA	Walker, Wickliffe	354,30	140	494,30	369,76	+30	399,76	<b>399,76</b>
12	FRA	Trenchant, Michel	306,73	140	446,73	325,98	+80	405,98	<b>405,98</b>
13	GBR	Albert, John	328,40	+110	438,40	339,15	210	549,15	<b>438,40</b>
14	YUG	Hocevar, Tone	403,41	250	653,41	365,40	+80	445,40	<b>445,40</b>
15	FRA	Baux, Claude	348,69	150	498,69	323,16	+140	463,16	<b>463,16</b>
16	FRG	Heinemann, Bernhard	328,10	170	498,10	377,41	+90	467,41	<b>467,41</b>
17	YUG	Prelovsek, Damjan	323,85	+160	483,85	346,11	200	546,11	<b>483,85</b>
18	FRA	Bonnet, François	336,17	+190	526,17	351,23	210	561,23	<b>526,17</b>
19	CAN	Griffith, William	341,50	230	571,50	340,64	+190	530,64	<b>530,64</b>
20	GBR	Osborne, Rowan	351,12	+210	561,12	393,08	210	603,08	<b>561,12</b>
21	GBR	Dinsdale, Geoffrey	326,09	360	686,09	386,72	+190	576,72	<b>576,72</b>
22	SUI	Paul, Edi				392,50	+250	642,50	<b>642,50</b>

SLALOM, MEN  
**Canadian pair** (20 teams from 9 countries)




HEATS – August 30th

Place	Country	Name	HEAT 1		Total	HEAT 2		Total	Result
			time	points		time	points		
1	GDR	Hofmann, Walter Amend, Rolf-Dieter	270,68	+40	310,68	285,51	160	445,51	<b>310,68</b>
2	FRG	Schumacher, Hans Otto Baues, Wilhelm	286,96	30	316,96	291,90	+20	311,90	<b>311,90</b>
3	FRA	Olry, Jean-Louis Olry, Jean-Claude	322,04	40	362,04	305,10	+10	315,10	<b>315,10</b>
4	GDR	Kretschmer, Jürgen Trümmer, Klaus	299,57	+30	329,57				<b>329,57</b>
5	POL	Fraczek, Jan Seruga, Ryszard	326,21	+40	366,21	316,78	70	386,78	<b>366,21</b>
6	YUG	Andrijasic, Janez Guzelj, Peter				318,01	+50	368,01	<b>368,01</b>
7	FRG	Reimann, Michael Fricke, Olaf	301,86	+70	371,86	310,00	200	510,00	<b>371,86</b>
8	AUT	Miillneritsch, Heimo Steindl, Helmar	305,14	+70	375,14	296,72	160	456,72	<b>375,14</b>
9	FRG	Nusing, Theo Hitz, Hans Jakob	306,67	+80	386,67	324,38	90	414,38	<b>386,67</b>
10	TCH	Kadanka, Frantisek Brabec, Antonin	308,88	+80	388,88	312,33	150	462,33	<b>388,88</b>
11	TCH	Janousek, Gabriel Horyna, Milan				322,30	+80	402,30	<b>402,30</b>
12	USA	Southworth, Tom Burton, John	387,38	40	427,38	317,55	+90	407,55	<b>407,55</b>
13	POL	Jez, Jerzy Kudlik, Wojciech				366,10	+50	416,10	<b>416,10</b>
14	USA	Nichols, Russ Evans, John	322,02	200	522,02	310,08	+130	440,08	<b>440,08</b>
15	GBR	Allen, David Williams, Lindsay				367,08	+80	447,08	<b>447,08</b>
16	TCH	Mestan, Zdeněk Městan, Ladislav	319,10	+130	449,10	319,00	140	459,00	<b>449,10</b>
17	POL	Rychta, Maciej Lesniak, Zbigniew	299,64	160	459,64	295,70	+160	455,70	<b>455,70</b>
18	GDR	Henze, Jürgen Fischer, Herbert				308,44	+200	508,44	<b>508,44</b>
19	YUG	Tuna, Dusan Zitnik, Franc	328,55	+230	558,55				<b>558,55</b>
DNS	GBR	Court, John Goodwin, Jon							

SLALOM, WOMEN  
**Kayak single** (22 participants from 10 countries)

HEATS – August 30th



Place	Country	Name	HEAT 1		Total	HEAT 2		Total	Result
			time	points		time	points		
1	GDR	Bahmann, Angelika	333,07	80	413,07	304,50	+60	364,50	<b>364,50</b>
2	FRG	Grothaus, Gisela	351,10	170	521,10	338,15	+60	398,15	<b>398,15</b>
3	FRG	Wunderlich, Magdalena	340,50	+60	400,50	375,40	140	515,40	<b>400,50</b>
4	POL	Cwierniewicz, Maria	350,64	100	450,64	342,30	+90	432,30	<b>432,30</b>
5	POL	Godawska, Kunegunda	383,26	90	473,26	381,05	+60	441,05	<b>441,05</b>
6	GBR	Brown, Victoria	335,07	190	525,07	353,71	+90	443,71	<b>443,71</b>
7	FRG	Deppe, Ulrike	306,32	160	466,32	366,44	+90	456,44	<b>456,44</b>
8	TCH	Kapplová, Bohumila	396,70	210	606,70	360,16	+100	460,16	<b>460,16</b>
9	USA	Ashton, Lyn	341,43	140	481,43	386,41	+90	476,41	<b>476,41</b>
10	GDR	Falke, Martina	402,20	+80	482,20				<b>482,20</b>
11	GDR	Boedecker, Sybille	382,88	+100	482,88	326,10	200	526,10	<b>482,88</b>
12	SUI	Kamber, Danielle	371,81	+150	521,81	385,86	200	585,86	<b>521,81</b>
13	GBR	Goodman, Heather	357,50	+170	527,50	369,92	180	549,92	<b>527,50</b>
14	USA	Goodwin, Cynthia	336,80	240	576,80	328,50	+200	528,50	<b>528,50</b>
15	USA	Holcombe, Louise	387,20	310	697,20	412,30	+120	532,30	<b>532,30</b>
16	TCH	Polesná, Ludmila	427,47	+110	537,47	351,80	290	641,80	<b>537,47</b>
17	BEL	Roland, Rosine				382,03	+170	552,03	<b>552,03</b>
18	AUT	Sattler, Barbara	387,67	+170	557,67	378,88	190	568,88	<b>557,67</b>
19	USSR	Khertseva-Khertsberga, B.	394,42	+220	614,42	398,54	260	658,54	<b>614,42</b>
20	SUI	Käser, Elisabeth	372,88	+260	632,88				<b>632,88</b>
21	GBR	Squires-Goodwin, Pauline				373,60	+300	673,60	<b>673,60</b>
22	TCH	Novotná, Růžena	469,62	240	709,62	529,80	+150	679,80	<b>679,80</b>



### MEDAL SUMMARY (SLALOM)

Event	Gold	Silver	Bronze
Men's C-1	Reinhard Eiben East Germany (GDR)	Reinhold Kauder West Germany (FRG)	James McEwan United States (USA)
Men's C-2	Walter Hofmann Rolf-Dieter Amend East Germany (GDR)	Hans-Otto Schumacher Wilhelm Baues West Germany (FRG)	Jean-Louis Olry Jean-Claude Olry France (FRA)
Men's K-1	Siegbert Horn East Germany (GDR)	Norbert Sattler Austria (AUT)	Harald Gimpel East Germany (GDR)
Women's K-1	Angelika Bahmann East Germany (GDR)	Gisela Grothaus West Germany (FRG)	Magdalena Wunderlich West Germany (FRG)

### MEDAL TABLE (SLALOM)

Rank	Nations	Medals			Total
		Gold	Silver	Bronze	
1	East Germany (GDR)	4	0	1	5
2	West Germany (FRG)	0	3	1	4
3	Austria (AUT)	0	1	0	1
4	France (FRA)	0	0	1	1
	United States (USA)	0	0	1	1
<b>Overall:</b>		<b>4</b>	<b>4</b>	<b>4</b>	<b>12</b>